

Product availability : Stock - Normally stocked in distribution facility



Price* : 3926.10 USD



Main

Range of product	Modicon Quantum automation platform
Product or component type	Power supply module
Power supply type	Redundant

Complementary

Input voltage	48...60 V DC 48...60 V
Input current	<= 3800 mA
Inrush current	14 A 40 V
Input power interruption	13 ms 48 V
Associated fuse rating	2 A time-lag
Output voltage	5.1 V DC
Power supply output current	8 A redundant
Output overvoltage protection	Internal
Output overload protection	Internal
Power dissipation	17.2 W
Alarm output	1 NC 6 A 220 V power supply fault
Local signalling	1 LED green power (PWR OK)
Marking	CE
Module format	Standard
Product weight	1.43 lb(US) (0.65 kg)

Environment

Standards	UL 508 CSA C22.2 No 142
Product certifications	CUL
Resistance to electrostatic discharge	4 kV contact conforming to IEC 801-2

	8 kV on air conforming to IEC 801-2
Resistance to electromagnetic fields	9.14 V/yd (10 V/m) 80...2000 MHz conforming to IEC 801-3
Ambient air temperature for operation	32...140 °F (0...60 °C)
Ambient air temperature for storage	-40...185 °F (-40...85 °C)
Relative humidity	95 % without condensation
Operating altitude	<= 16404.2 ft (5000 m)

Ordering and shipping details

Category	18155 - QUANTUM I/O & POWER SUPPLIES
Discount Schedule	PC21
GTIN	00785901169864
Nbr. of units in pkg.	1
Package weight(Lbs)	2.21
Returnability	N
Country of origin	CN

Offer Sustainability

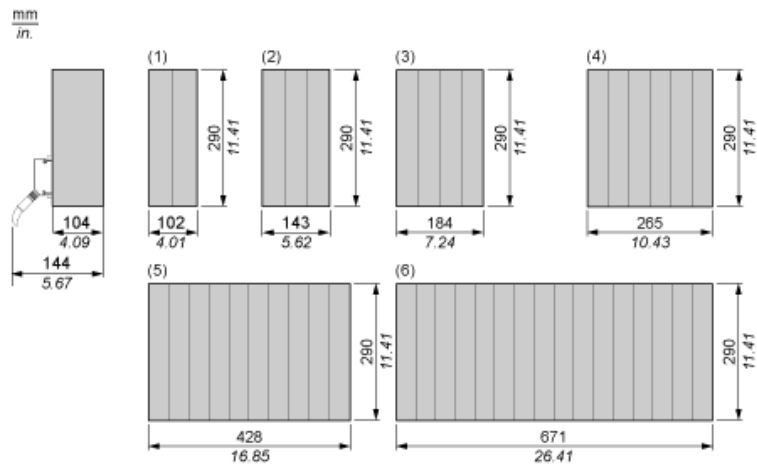
Sustainable offer status	Green Premium product
RoHS (date code: YYWW)	Compliant - since 0901 - Schneider Electric declaration of conformity Schneider Electric declaration of conformity
REACH	Reference not containing SVHC above the threshold Reference not containing SVHC above the threshold
Product environmental profile	Available
Product end of life instructions	Available

Contractual warranty

Warranty period	18 months
-----------------	-----------

Racks for Modules Mounting

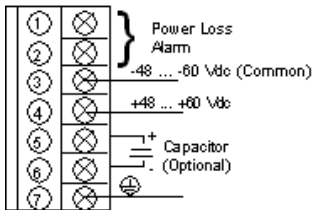
Dimensions of Modules and Racks



- (1) 2 slots
- (2) 3 slots
- (3) 4 slots
- (4) 6 slots
- (5) 10 slots
- (6) 16 slots

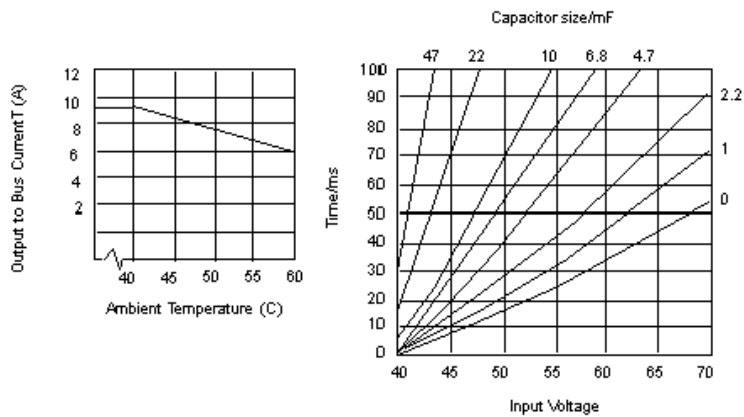
48 Vdc/8 A Redundant Power Supply Module

Wiring Diagram



NOTE: A normally closed relay contact rated at 220 Vac, 6A / 30 Vdc, 5A is available on terminals 1 and 2 of the power terminal strip. This contact set may be used to signal input power OFF, or a power supply failure.

Operating Curve and Hold-up Capacitor Timing Chart



NOTE: Tolerance to input interruptions may be increased by adding a ≥ 80 Vdc electrolytic capacitor between 5 and 6 of the power terminal strip. Refer to the hold-up capacitor timing chart (above) for capacitor values.