



TEMPERATURE MONITORING RELAY PT100/1000  
 KTY83/84,  
 NTC 2 THRESH. VAL.,  
 DIGITAL -50 C - 500 C,  
 24-240V AC/DC 2 X 1 W + 1 NO,  
 WIDTH 45 MM CAGE-CLAMP - CONNECTION

**General technical details:**




<b>type of voltage</b>		AC/DC
<b>Supply voltage frequency</b>		
<ul style="list-style-type: none"> <li>• 1 / for auxiliary and control current circuit</li> <li> <ul style="list-style-type: none"> <li>• initial rated value</li> <li>• final rated value</li> </ul> </li> <li>• 1 / at 50 Hz / for AC / initial rated value</li> <li>• 1 / at 50 Hz / for AC / final rated value</li> <li>• 1 / at 60 Hz / for AC / initial rated value</li> <li>• 1 / at 60 Hz / for AC / final rated value</li> <li>• 1 / for DC / initial rated value</li> <li>• 1 / for DC / final rated value</li> </ul>	<ul style="list-style-type: none"> <li>Hz</li> <li>Hz</li> <li>V</li> <li>V</li> <li>V</li> <li>V</li> <li>V</li> <li>V</li> </ul>	<ul style="list-style-type: none"> <li>50</li> <li>60</li> <li>24</li> <li>240</li> <li>24</li> <li>240</li> <li>24</li> <li>240</li> </ul>
<b>Number of measuring circuits</b>		1
<b>Product function</b>		
<ul style="list-style-type: none"> <li>• defect storage</li> <li>• reset external</li> </ul>		<ul style="list-style-type: none"> <li>Yes</li> <li>Yes</li> </ul>
<b>Measurable temperature</b>		
<ul style="list-style-type: none"> <li>• initial value</li> <li>• final value</li> </ul>	<ul style="list-style-type: none"> <li>°C</li> <li>°C</li> </ul>	<ul style="list-style-type: none"> <li>-50</li> <li>500</li> </ul>
<b>Item designation / according to DIN EN 61346-2</b>		K

Item designation / according to DIN 40719 extendable after IEC 204-2 / according to IEC 750		K
Ambient temperature • during operating	°C	-25 ... +60

#### Mechanical design:

Design of the electrical connection • for auxiliary and control current circuit • jumper socket		spring-loaded terminals Yes
Design of the sensor / connectable		PT100/1000, KTY83/84, NTC (resistance sensors)
Number of NC contacts / for auxiliary contacts		0
Number of NO contacts / for auxiliary contacts		1
Number of change-over switches / for auxiliary contacts		2
Width	mm	45
Height	mm	108
Depth	mm	91

#### Certificates/approvals:

General Product Approval			Test Certificates	other	
			<a href="#">Special Test Certificate</a>	<a href="#">Declaration of Conformity</a>	<a href="#">Environmental Confirmations</a>
CCC	GOST	UL			

#### Further information:

##### Information- and Downloadcenter (Catalogs, Brochures,...)

<http://www.siemens.com/industrial-controls/catalogs>

##### Industry Mall (Online ordering system)

<http://www.siemens.com/industrial-controls/mall>

##### Cax online generator:

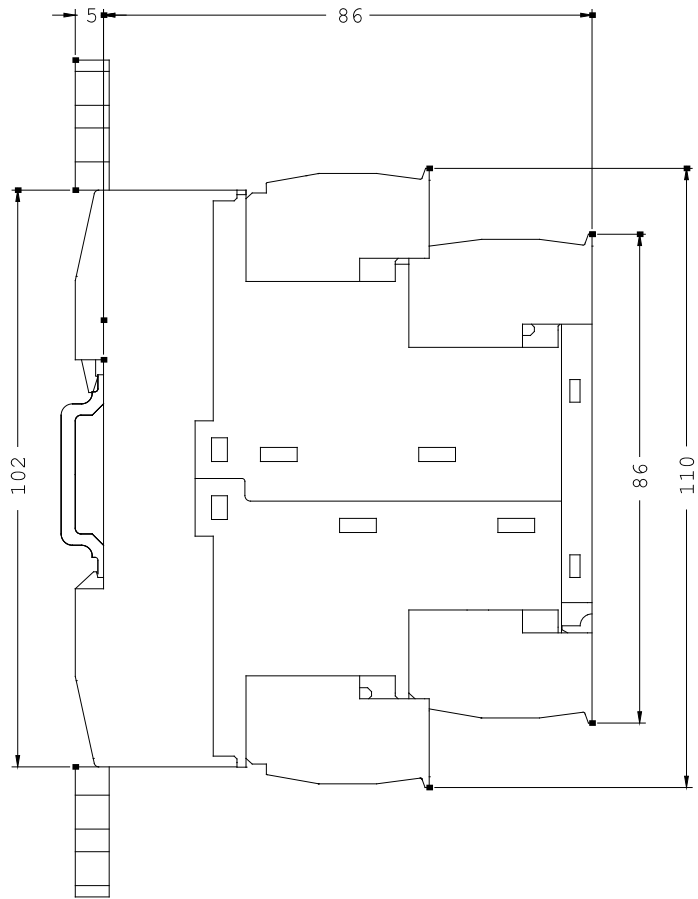
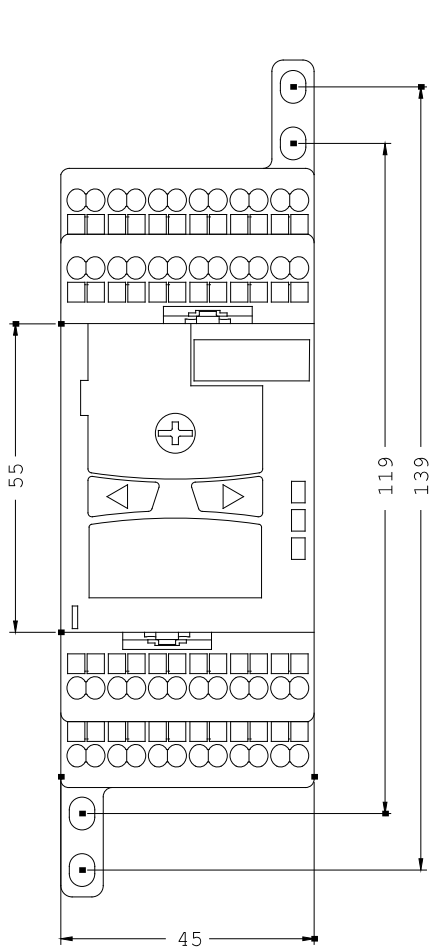
<http://www.siemens.com/cax>

##### Service&Support (Manuals, Certificates, Characteristics, FAQs,...)

<http://support.automation.siemens.com/WW/view/en/3RS1040-2GW50/all>

##### Image database (product images, 2D dimension drawings, 3D models, device circuit diagrams, ...)

[http://www.automation.siemens.com/bilddb/cax\\_en.aspx?mlfb=3RS1040-2GW50](http://www.automation.siemens.com/bilddb/cax_en.aspx?mlfb=3RS1040-2GW50)



last change:

Mar 5, 2013