



SIRIUS SOFT STARTER, S12, 230 A, 132 KW/400 V, 40 DEG., 200-460 V AC, 230 V AC, SCREW TERMINALS

General technical data:

product brand name		SIRIUS
Product feature		
• integrated bypass contact system		Yes
• Thyristors		Yes
Product function		
• Intrinsic device protection		Yes
• motor overload protection		Yes
• Evaluation of thermistor motor protection		No
• External reset		Yes
• Adjustable current limitation		Yes
• inside-delta circuit		No
Product component Motor brake output		No
Equipment marking acc. to DIN EN 61346-2		Q
Equipment marking acc. to DIN 40719 extended according to IEC 204-2 acc. to IEC 750		G

Power Electronics:

Product designation		soft starters for standard applications
Operating current		
• at 40 °C Rated value	A	230
• at 50 °C Rated value	A	205
• at 60 °C Rated value	A	180
Mechanical power output for three-phase motors		
• at 230 V		

— at standard circuit at 40 °C Rated value	W	75 000
• at 400 V		
— at standard circuit at 40 °C Rated value	W	132 000
yielded mechanical performance [hp] for three-phase AC motor at 200/208 V at standard circuit at 50 °C Rated value	metric hp	60
Operating frequency Rated value	Hz	50 ... 60
Relative negative tolerance of the operating frequency	%	-10
Relative positive tolerance of the operating frequency	%	10
Operating voltage at standard circuit Rated value	V	200 ... 460
Relative negative tolerance of the operating voltage at standard circuit	%	-15
Relative positive tolerance of the operating voltage at standard circuit	%	10
Minimum load in % of I _M	%	20
Adjustable motor current for motor overload protection minimum rated value	A	80
Continuous operating current [% of I _e] at 40 °C	%	115
Active power loss at operating current at 40 °C during operation typical	W	90

Control electronics:

Type of voltage of the control supply voltage		AC
Control supply voltage frequency 1 Rated value	Hz	50
Control supply voltage frequency 2 Rated value	Hz	60
Relative negative tolerance of the control supply voltage frequency	%	-10
Relative positive tolerance of the control supply voltage frequency	%	10
Control supply voltage 1 with AC		
• at 50 Hz Rated value	V	230
• at 60 Hz Rated value	V	230
Relative negative tolerance of the control supply voltage with AC at 60 Hz	%	-15
Relative positive tolerance of the control supply voltage with AC at 60 Hz	%	10
Display version for fault signal		red

Mechanical data:

Size of engine control device		S12
Width	mm	160
Height	mm	230
Depth	mm	278
Mounting type		screw fixing

mounting position		With additional fan: With vertical mounting surface +/- 90° rotatable, with vertical mounting surface +/- 22.5° tiltable to the front and back Without additional fan: With vertical mounting surface +/- 10° rotatable, with vertical mounting surface +/- 10° t
Required spacing with side-by-side mounting		
• upwards	mm	100
• at the side	mm	5
• downwards	mm	75
Installation altitude at height above sea level	m	5 000
Cable length maximum	m	300
Number of poles for main current circuit		3

Connections/ Terminals:

Type of electrical connection		busbar connection screw-type terminals
• for main current circuit		
• for auxiliary and control current circuit		
Number of NC contacts for auxiliary contacts		0
Number of NO contacts for auxiliary contacts		2
Number of CO contacts for auxiliary contacts		1
Type of connectable conductor cross-section for main contacts for box terminal using the front clamping point		
• finely stranded with core end processing		70 ... 240 mm ²
• finely stranded without core end processing		70 ... 240 mm ²
• stranded		95 ... 300 mm ²
Type of connectable conductor cross-section for main contacts for box terminal using the back clamping point		
• finely stranded with core end processing		120 ... 185 mm ²
• finely stranded without core end processing		120 ... 185 mm ²
• stranded		120 ... 240 mm ²
Type of connectable conductor cross-section for main contacts for box terminal using both clamping points		
• finely stranded with core end processing		min. 2x 50 mm ² , max. 2x 185 mm ²
• finely stranded without core end processing		min. 2x 50 mm ² , max. 2x 185 mm ²
• stranded		max. 2x 70 mm ² , max. 2x 240 mm ²
Type of connectable conductor cross-section for AWG conductors for main contacts for box terminal		
• using the back clamping point		250 ... 500 kcmil
• using the front clamping point		3/0 ... 600 kcmil
• using both clamping points		min. 2x 2/0, max. 2x 500 kcmil
Type of connectable conductor cross-section for DIN cable lug for main contacts		

<ul style="list-style-type: none"> finely stranded stranded 	50 ... 240 mm ² 70 ... 240 mm ²
Type of connectable conductor cross-section for auxiliary contacts <ul style="list-style-type: none"> solid finely stranded with core end processing 	2x (0.5 ... 2.5 mm ²) 2x (0.5 ... 1.5 mm ²)
Type of connectable conductor cross-section for AWG conductors <ul style="list-style-type: none"> for main contacts for auxiliary contacts for auxiliary contacts finely stranded with core end processing 	2/0 ... 500 kcmil 2x (20 ... 14) 2x (20 ... 16)

Ambient conditions:

Ambient temperature <ul style="list-style-type: none"> during operation during storage 	°C	-25 ... +60 -40 ... +80
Derating temperature	°C	40
Protection class IP		IP00

Certificates/ approvals:

General Product Approval	EMC	For use in hazardous locations
---------------------------------	------------	---------------------------------------



Test Certificates	Shipping Approval	other
--------------------------	--------------------------	--------------

[Special Test Certificate](#)



[Environmental Confirmations](#)

[Declaration of Conformity](#)

UL/CSA ratings:

yielded mechanical performance [hp] for three-phase AC motor <ul style="list-style-type: none"> at 220/230 V <ul style="list-style-type: none"> — at standard circuit at 50 °C Rated value at 460/480 V 	metric hp	75
--	--------------	----

— at standard circuit at 50 °C Rated value

metric hp	150
Contact rating of the auxiliary contacts acc. to UL	B300 / R300

Further information

Information- and Downloadcenter (Catalogs, Brochures,...)

<http://www.siemens.com/industrial-controls/catalogs>

Industry Mall (Online ordering system)

<http://www.siemens.com/industrymall>

Cax online generator

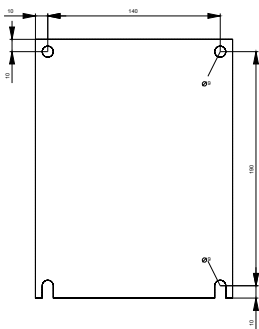
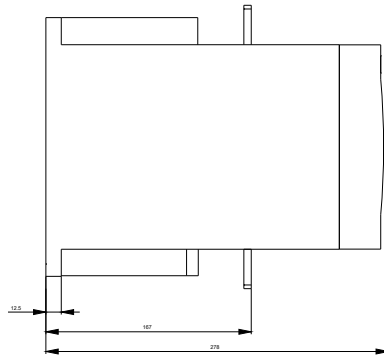
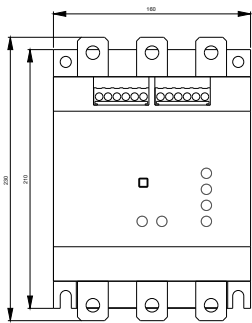
<http://support.automation.siemens.com/WW/CAXorder/default.aspx?lang=en&mlfb=3RW40736BB44>

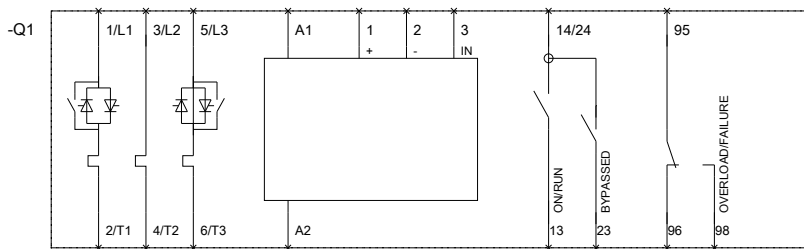
Service&Support (Manuals, Certificates, Characteristics, FAQs,...)

<https://support.industry.siemens.com/cs/ww/en/ps/3RW40736BB44>

Image database (product images, 2D dimension drawings, 3D models, device circuit diagrams, EPLAN macros, ...)

http://www.automation.siemens.com/bilddb/cax_de.aspx?mlfb=3RW40736BB44&lang=en





last modified:

01.04.2015