



Figure similar

circuit breaker VL630H w/o Electronic Trip Unit high breaking capacity Icu=70kA/415V AC, 3-pole In=< 630A, rated current without auxiliary release with screw terminal connections for switching unit and ETU

Model	
type of the driving mechanism / motor drive	No
General technical data	
number of poles	3
size of the circuit-breaker	3VL5
mechanical service life (switching cycles) / typical	10 000
electrical endurance (switching cycles) / typical	5 000
utilization category	A
performance class for circuit breaker	N
reference code / acc. to DIN 40719 extended according to IEC 204-2 / acc. to IEC 750	Q
operating frequency / maximum	60 1/s
Voltage	
Rated operational voltage Ue / max.	690 V
insulation voltage	
• rated value	800 V
• at AC / rated value	800 V
surge voltage resistance / rated value	8 kV
operating voltage	
• rated value / maximum	690 V
• for main current circuit / at AC / at 50 Hz / maximum	690 V
• for main current circuit / at AC / at 60 Hz / maximum	690 V
Protection class	
protection class IP	IP20
Current	
operational current	
• at 40 °C / rated value	630 A
• at 45 °C / rated value	630 A
• at 50 °C / rated value	630 A
• at 55 °C / rated value	585.9 A
• at 60 °C / rated value	585.9 A
• at 65 °C / rated value	541.8 A
• at 70 °C / rated value	541.8 A
continuous current / rated value	630 A
derating temperature / for the rated value of the continuous current	50 °C
• acc. to UL 489	40 °C

Main circuit		
operating frequency		
• 1 / rated value	50 Hz	
• 2 / rated value	60 Hz	
Auxiliary circuit		
number of CO contacts / for auxiliary contacts	0	
number of NC contacts / for auxiliary contacts	0	
number of NO contacts / for auxiliary contacts	0	
Product details		
product component		
• trip indicator	No	
• auxiliary switch	No	
• voltage trigger	No	
• undervoltage release	No	
• undervoltage release with leading contact	No	
product extension / optional / motor drive	Yes	
Product function		
product function		
• of thermal overload trip unit	without	
• grounding protection	No	
• for neutral conductors / short-circuit and overload proof	No	
• overload protection	No	
Short circuit		
breaking capacity operating short-circuit current (Ics)		
• at 240 V / rated value	75 kA	
• at 415 V / rated value	70 kA	
• at 500 V / rated value	30 kA	
• at 690 V / rated value	10 kA	
breaking capacity maximum short-circuit current (Icu)		
• at 240 V / rated value	100 kA	
• at 415 V / rated value	70 kA	
• at 440 V / rated value	50 kA	
• at 480 V / acc. to NEMA / rated value	50 kA	
• at 500 V / rated value	40 kA	
• at 600 V / acc. to NEMA / rated value	30 kA	
• at 690 V / rated value	20 kA	
Connections		
arrangement of electrical connectors / for main current circuit	front side	
type of electrical connection / for main current circuit	screw-type terminals	
Mechanical Design		
height	279.5 mm	
width	190 mm	
depth	138.5 mm	
fastening method	fixed mounting	
Environmental conditions		
ambient temperature / during operation		
• minimum	-25 °C	
• maximum	70 °C	
ambient temperature / during storage		
• minimum	-40 °C	
• maximum	80 °C	
General Product Approval	EMC	Test Certificates

[Miscellaneous](#)



[TSE](#)



[Special Test Certificate](#)

Marine / Shipping



other

[Confirmation](#)

[Manufacturer Declaration](#)

[Miscellaneous](#)

[Environmental Confirmations](#)

[Miscellaneous](#)

Further information

Information- and Downloadcenter (Catalogs, Brochures,...)

<http://www.siemens.com/lowvoltage/catalogs>

Industry Mall (Online ordering system)

<https://mall.industry.siemens.com/mall/en/en/Catalog/product?mlfb=3VL5763-2AA36-0AA0>

Service&Support (Manuals, Certificates, Characteristics, FAQs,...)

<https://support.industry.siemens.com/cs/ww/en/ps/3VL5763-2AA36-0AA0>

Image database (product images, 2D dimension drawings, 3D models, device circuit diagrams, ...)

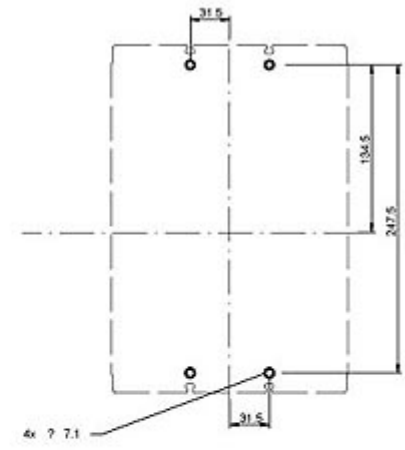
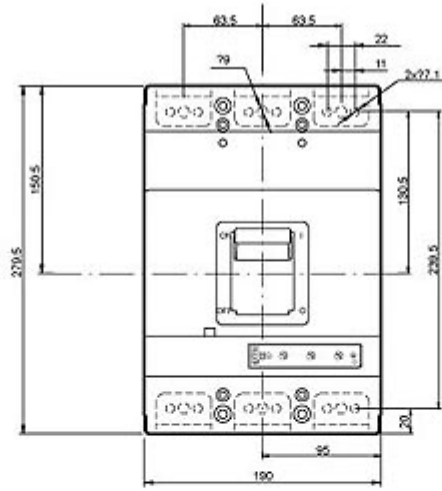
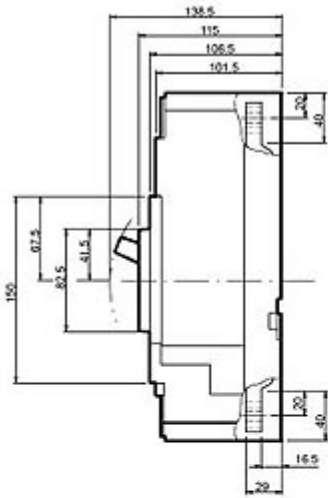
http://www.automation.siemens.com/bilddb/cax_en.aspx?mlfb=3VL5763-2AA36-0AA0

CAX-Online-Generator

<http://www.siemens.com/cax>

Tender specifications

<http://www.siemens.com/specifications>



Montagehinweis

