

## Power supply unit - QUINT-PS-100-240AC/24DC/20 - 2938620

Please be informed that the data shown in this PDF Document is generated from our Online Catalog. Please find the complete data in the user's documentation. Our General Terms of Use for Downloads are valid (<http://phoenixcontact.com/download>)



DIN rail power supply unit 24 V DC/20 A, primary switched-mode, 1-phase.

### Product Description

QUINT POWER is the powerful 60 - 960 W DC power supply unit for universal use. With its wide-range input, single and three-phase versions, and international approval package, this solution is unrivalled. QUINT POWER provides reliable power supply: generously dimensioned capacitors ensure mains buffering of over 20 ms at full load. Full output power is provided by all three-phase devices, even in the event of a permanent phase failure. The Power Boost power reserve easily starts loads with high inrush currents and ensures that fuses are reliably tripped. Preventive function monitoring diagnoses impermissible operating states and minimizes downtimes in your system. Remote monitoring is provided by an active transistor switching output and a floating relay contact. All devices are idling-proof and short-circuit-proof, and are available with a regulated and adjustable output voltage of 12, 24, and 48 V DC with output currents of 2.5, 5, 10, 20, 30, and 40 A. Power supply units for use in Ex zone 2, uninterruptible solutions, AS-i power supply units, and a QUINT diode complete this comprehensive product range.



### Key Commercial Data

Packing unit	1 STK
Weight per Piece (excluding packing)	3060.0 g
Custom tariff number	85044030
Country of origin	Thailand

### Technical data

#### Dimensions

Width	157 mm
Height	130 mm
Depth	125 mm
Width with alternative assembly	122 mm
Height with alternative assembly	130 mm
Depth with alternative assembly	160 mm

#### Ambient conditions

# Power supply unit - QUINT-PS-100-240AC/24DC/20 - 2938620

## Technical data

### Ambient conditions

Degree of protection	IP20
Ambient temperature (operation)	-25 °C ... 70 °C (> 60 °C Derating: 2,5 %/K)
Ambient temperature (storage/transport)	-40 °C ... 85 °C
Max. permissible relative humidity (operation)	95 % (at 25 °C, non-condensing)
Noise immunity	EN 61000-6-2:2005

### Input data

Nominal input voltage range	100 V AC ... 240 V AC
Input voltage range	85 V AC ... 264 V AC
	90 V DC ... 350 V DC
AC frequency range	45 Hz ... 65 Hz
Frequency range DC	0 Hz
Current consumption	approx. 4.76 A (120 V AC)
	approx. 2.3 A (230 V AC)
Nominal power consumption	480 W
Inrush surge current	< 15 A (typical)
Power failure bypass	> 25 ms (120 V AC)
	> 25 ms (230 V AC)
Input fuse	12 A (slow-blow, internal)
Choice of suitable circuit breakers	10 A ... 16 A (Characteristics B, C, D, K)
Type of protection	Transient surge protection
Protective circuit/component	Varistor

### Output data

Nominal output voltage	24 V DC $\pm$ 1 %
Setting range of the output voltage ( $U_{Set}$ )	22.5 V DC ... 28.5 V DC
Nominal output current ( $I_N$ )	20 A (up to 60°C)
POWER BOOST ( $I_{Boost}$ )	26 A
Derating	60 °C ... 70 °C (2.5%/K)
Connection in parallel	Yes, for redundancy and increased capacity
Connection in series	Yes
Max. capacitive load	Unlimited
Active current limitation	Approx. $I_{BOOST} = 26$ A (for short-circuit)
Control deviation	< 1 % (change in load, static 10 % ... 90 %)
	< 2 % (change in load, dynamic 10 % ... 90 %)
	< 0.1 % (change in input voltage $\pm$ 10 %)
Residual ripple	< 10 mV <sub>PP</sub> (with nominal values)
Output power	480 W

# Power supply unit - QUINT-PS-100-240AC/24DC/20 - 2938620

## Technical data

### Output data

Typical response time	< 1 s
Peak switching voltages nominal load	< 30 mV <sub>pp</sub> (20 MHz)
Maximum power dissipation in no-load condition	< 3 W
Power loss nominal load max.	< 44 W

### General

Net weight	2.5 kg
Operating voltage display	Green LED
Efficiency	> 92 %
Insulation voltage input/output	4 kV AC (type test) 2 kV AC (routine test)
Protection class	I (with PE connection)
MTBF (IEC 61709, SN 29500)	> 500000 h
Mounting position	horizontal DIN rail NS 35, EN 60715
Assembly instructions	Can be aligned: Horizontally 0 mm, vertically 50 mm

### Connection data, input

Connection method	Screw connection
Conductor cross section solid min.	0.2 mm <sup>2</sup>
Conductor cross section solid max.	6 mm <sup>2</sup>
Conductor cross section flexible min.	0.2 mm <sup>2</sup>
Conductor cross section flexible max.	4 mm <sup>2</sup>
Conductor cross section AWG min.	24
Conductor cross section AWG max.	10
Stripping length	8 mm
Screw thread	M3

### Connection data, output

Connection method	Screw connection
Conductor cross section solid min.	0.5 mm <sup>2</sup>
Conductor cross section solid max.	16 mm <sup>2</sup>
Conductor cross section flexible min.	0.5 mm <sup>2</sup>
Conductor cross section flexible max.	10 mm <sup>2</sup>
Conductor cross section AWG min.	20
Conductor cross section AWG max.	6
Stripping length	10 mm
Screw thread	M4

### Signaling

# Power supply unit - QUINT-PS-100-240AC/24DC/20 - 2938620

## Technical data

### Signaling

Output name	DC OK active
Output description	$U_{OUT} > 0.9 \times U_N$ : High signal
Maximum switching voltage	$\leq 24$ V
Output voltage	+ 24 V DC (Signal)
Maximum inrush current	$\leq 40$ mA
Continuous load current	$\leq 40$ mA
Status display	"DC OK" LED green
Note on status display	$U_{OUT} < 0.9 \times U_N$ : LED flashing
Conductor cross section solid min.	0.5 mm <sup>2</sup>
Conductor cross section solid max.	16 mm <sup>2</sup>
Conductor cross section flexible min.	0.5 mm <sup>2</sup>
Conductor cross section flexible max.	10 mm <sup>2</sup>
Conductor cross section AWG min.	20
Conductor cross section AWG max.	6
Tightening torque, min	1.2 Nm
Tightening torque max	1.5 Nm
Screw thread	M4
Output name	DC OK floating
Output description	Relay contact, $U_{OUT} > 0.9 \times U_N$ : Contact closed
Maximum switching voltage	$\leq 30$ V AC/DC
Maximum inrush current	$\leq 1$ A
Continuous load current	$\leq 1$ A
Status display	"DC OK" LED green

### Standards and Regulations

Electromagnetic compatibility	Conformance with EMC directive 89/336/EC
Shock	18 ms, 30g, in each space direction (according to IEC 60068-2-27)
Noise emission	EN 55011 (EN 55022)
Noise immunity	EN 61000-6-2:2005
Connection in acc. with standard	CUL
Standards/regulations	EN 61000-4-2
	EN 61000-4-3
	EN 61000-4-4
	EN 61000-4-5
	EN 61000-4-6
	EN 61000-4-11
Standard - Safety of transformers	EN 61558-2-17
Standard - Electrical safety	EN 60950-1/VDE 0805 (SELV)

# Power supply unit - QUINT-PS-100-240AC/24DC/20 - 2938620

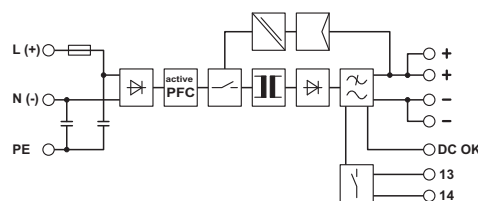
## Technical data

### Standards and Regulations

	EN 61558-2-17
Standard – Electronic equipment for use in electrical power installations and their assembly into electrical power installations	EN 50178/VDE 0160 (PELV)
Standard – Safety extra-low voltage	EN 60950-1 (SELV)
	EN 60204 (PELV)
Standard - Safe isolation	DIN VDE 0100-410
Standard – Protection against shock currents, basic requirements for protective separation in electrical equipment	EN 50178
Standard – Limitation of mains harmonic currents	EN 61000-3-2
Standard - Equipment safety	GS (tested safety)
Shipbuilding approval	Germanischer Lloyd (EMC 2), ABS
UL approvals	UL/C-UL listed UL 508
	UL/C-UL Recognized UL 60950
	UL ANSI/ISA-12.12.01 Class I, Division 2, Groups A, B, C, D (Hazardous Location)
Vibration (operation)	< 15 Hz, amplitude ±2.5 mm (according to IEC 60068-2-6)
	15 Hz ... 150 Hz, 2.3g, 90 min.
Information technology equipment - safety (CB scheme)	CB Scheme
Overvoltage category (EN 62477-1)	III

## Drawings

Block diagram



## Classifications

eCl@ss

eCl@ss 4.0	27040702
eCl@ss 4.1	27040702
eCl@ss 5.0	27242213
eCl@ss 5.1	27242213
eCl@ss 6.0	27049005
eCl@ss 7.0	27049002

# Power supply unit - QUINT-PS-100-240AC/24DC/20 - 2938620

## Classifications

### eCl@ss

eCl@ss 8.0	27049002
eCl@ss 9.0	27040701

### ETIM

ETIM 2.0	EC001039
ETIM 3.0	EC001039
ETIM 4.0	EC000599
ETIM 5.0	EC002540

### UNSPSC

UNSPSC 6.01	30211502
UNSPSC 7.0901	39121004
UNSPSC 11	39121004
UNSPSC 12.01	39121004
UNSPSC 13.2	39121004

## Approvals

### Approvals

---

#### Approvals

UL Recognized / UL Listed / cUL Recognized / cUL Listed / GL / DNV / IECCEB CB Scheme / EAC / EAC / PRS / cULus Recognized / cULus Listed

---

#### Ex Approvals


UL Listed / cUL Listed / cULus Listed

---

#### Approvals submitted

---


### Approval details

UL Recognized 
---

# Power supply unit - QUINT-PS-100-240AC/24DC/20 - 2938620

## Approvals

UL Listed 

cUL Recognized 

cUL Listed 

GL


DNV

IECEE CB Scheme 

EAC

EAC

PRS

cULus Recognized 

cULus Listed 

## Accessories

Accessories

Assembly adapter

## Power supply unit - QUINT-PS-100-240AC/24DC/20 - 2938620

### Accessories

Assembly adapters - UWA 182/52 - 2938235



Universal wall adapter

---

### Mounting rail adapter

Electronic housing - UTA 107 - 2853983



Universal DIN rail adapter

---

---