

Product availability : Stock - Normally stocked in distribution facility



Price* : 395.00 USD



Main

Range of product	Modicon X80
Product or component type	Discrete input module
Electrical connection	20-way connector
Discrete input number	16
Discrete input type	Isolated
Input type	Resistive
Discrete input voltage	24 V AC 24 V DC negative
Discrete input current	3 mA
Input compatibility	With 2-wire/3-wire proximity sensors conforming to IEC 60947-5-2

Complementary

Network frequency	50/60 Hz
Network frequency limits	47...63 Hz
Sensor power supply	20...26 V
Voltage state 1 guaranteed	≥ 15 V
Current state 1 guaranteed	≥ 2 mA
Voltage state 0 guaranteed	≤ 5 V
Current state 0 guaranteed	≤ 1 mA
Input impedance	6400 Ohm
Insulation resistance	> 10 MOhm 500 V DC
Power dissipation in W	≤ 3 W
DC typical filtering time	10 ms
DC maximum filtering time	20 ms
AC activation filtering time	15 ms
AC deactivation filtering time	20 ms

Paralleling of inputs	No
Typical current consumption	90 mA at 3.3 V DC
MTBF reliability	1504958 H
Protection type	1 external fuse per group of channel 0.5 A fast blow
Voltage detection threshold	< 14 V DC sensor fault > 18 V DC sensor OK
Status LED	1 LED green module operating (RUN) 1 LED per channel green channel diagnostic 1 LED red module I/O 1 LED red module error (ERR)
Product weight	0.25 lb(US) (0.115 kg)

Environment

IP degree of protection	IP20
Product certifications	Merchant Navy EAC UL CSA RCM CE
Standards	EN/IEC 61010-2-201 EN/IEC 61131-2 UL 61010-2-201 CSA C22.2 No 61010-2-201
Dielectric strength	1500 V AC at 50/60 Hz 1 minute, primary/secondary
Vibration resistance	3 gn
Shock resistance	30 gn
Ambient air temperature for storage	-40...185 °F (-40...85 °C)
Ambient air temperature for operation	32...140 °F (0...60 °C)
Relative humidity	5...95 % without condensation 55 °C
Protective treatment	TC
Operating altitude	0...6561.68 ft (0...2000 m) 2000...5000 m (with derating factor)

Ordering and shipping details

Category	18160 - MODICON M340
Discount Schedule	PC34
GTIN	00785901681731
Nbr. of units in pkg.	1
Package weight(Lbs)	0.31
Returnability	Y
Country of origin	FR

Offer Sustainability

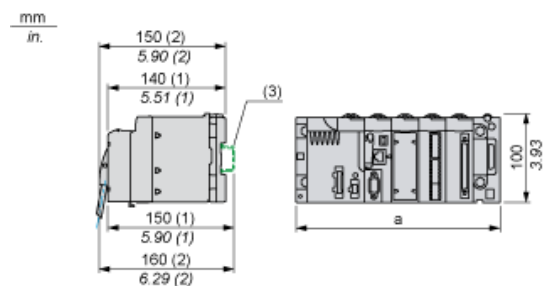
Sustainable offer status	Green Premium product
RoHS (date code: YYWW)	Compliant - since 0722 - Schneider Electric declaration of conformity Schneider Electric declaration of conformity
REACH	Reference not containing SVHC above the threshold Reference not containing SVHC above the threshold
Product environmental profile	Available
Product end of life instructions	Available

Contractual warranty

Warranty period	18 months
-----------------	-----------

Modules Mounted on Racks

Dimensions

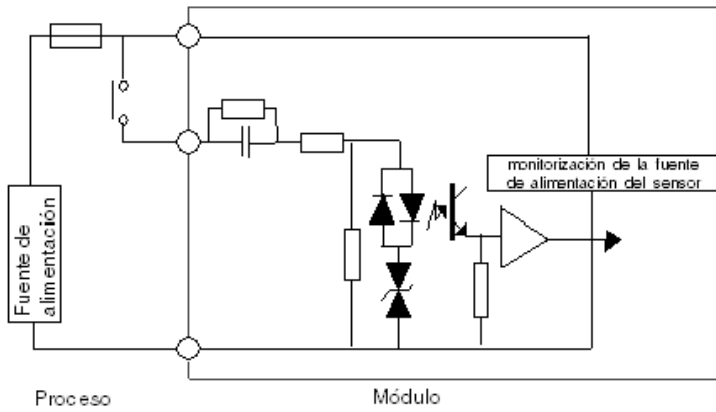


- (1) With removable terminal block (cage, screw or spring).
- (2) With FCN connector.
- (3) On AM1 ED rail: 35 mm wide, 15 mm deep. Only possible with BMXXBP0400/0400H/0600/0600H/0800/0800H rack.

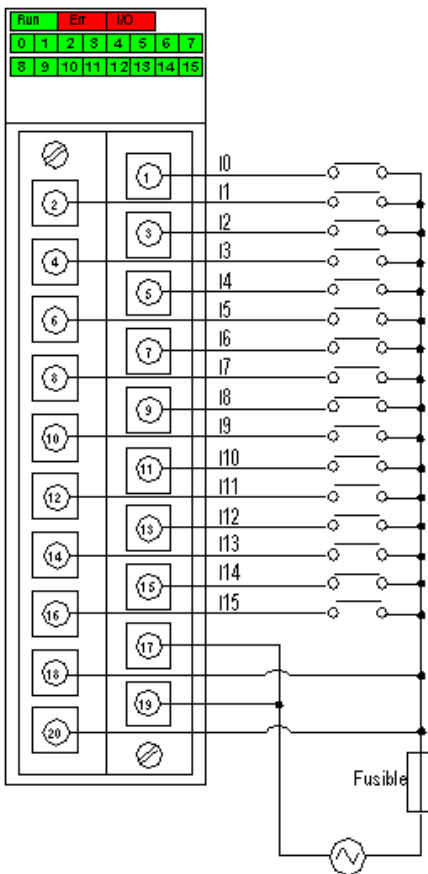
Rack references	a in mm	a in in.
BMXXBP0400 and BMXXBP0400H	242.4	09.54
BMXXBP0600 and BMXXBP0600H	307.6	12.11
BMXXBP0800 and BMXXBP0800H	372.8	14.68
BMXXBP1200 and BMXXBP1200H	503.2	19.81

Connecting the Module

Input Circuit Diagram

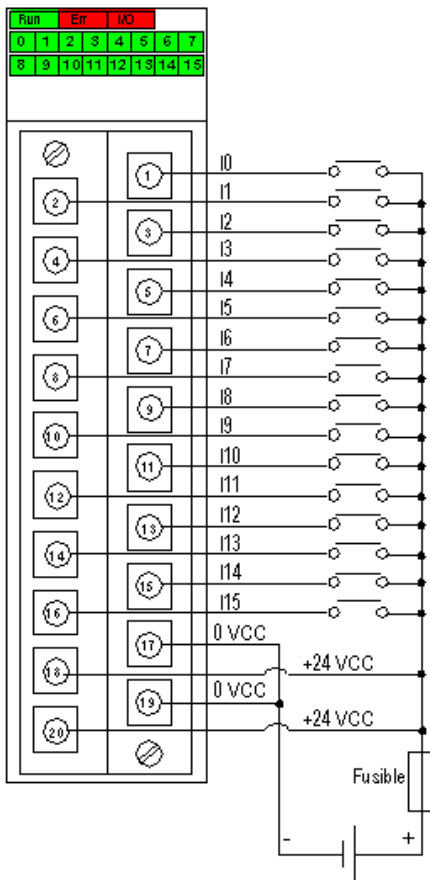


Module Connection (AC Power Supply)

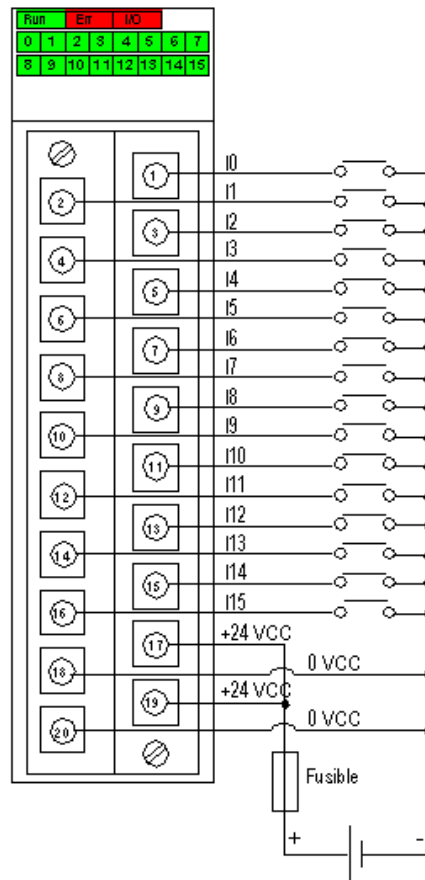


power supply 24VAC
fuse fast blow fuse of 0.5 A

Module Connection (DC Power Supply)



Cableado de lógica positiva



Cableado de lógica negativa

power supply 24VDC
fuse fast blow fuse of 0.5 A