




Price\* : 204.00 USD



## Main

Range of product	Modicon M340 automation platform
Accessory / separate part type	Ruggedized rack
Product specific application	For severe environments

## Complementary

Number of slots	4 bus X
Product compatibility	BMXP34 processor Specific application module BMXCPS power supply I/O module
Power consumption in W	1 W
Electrical connection	1 connector (XBE) expansion module
Fixing mode	By 4 M6 screws plate By clips 35 mm symmetrical DIN rail By 4 screws 0.17...0.25 in (4.32...6.35 mm) panel
Product weight	1.39 lb(US) (0.63 kg)

## Environment

IP degree of protection	IP20
Ambient air temperature for operation	-13...158 °F (-25...70 °C)
Relative humidity	10...95 % without condensation
Protective treatment	TC Conformal coating Humiseal 1A33
Environmental characteristic	3C3 conforming to EN/IEC 60721-3-3 3C4 conforming to EN/IEC 60721-3-3

## Ordering and shipping details

Category	18160 - MODICON M340
Discount Schedule	PC34
GTIN	00785901436799
Nbr. of units in pkg.	1
Package weight(Lbs)	2.21
Returnability	N
Country of origin	FR

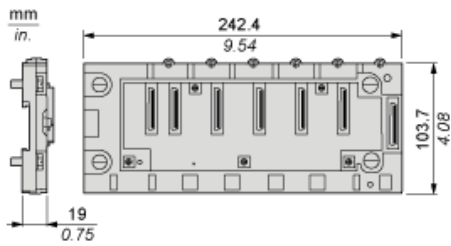
## Offer Sustainability

Sustainable offer status	Green Premium product
RoHS (date code: YYWW)	Compliant - since 0612 - Schneider Electric declaration of conformity <a href="#">Schneider Electric declaration of conformity</a>
REACH	Reference not containing SVHC above the threshold <a href="#">Reference not containing SVHC above the threshold</a>
Product environmental profile	Available
Product end of life instructions	Available

## Contractual warranty

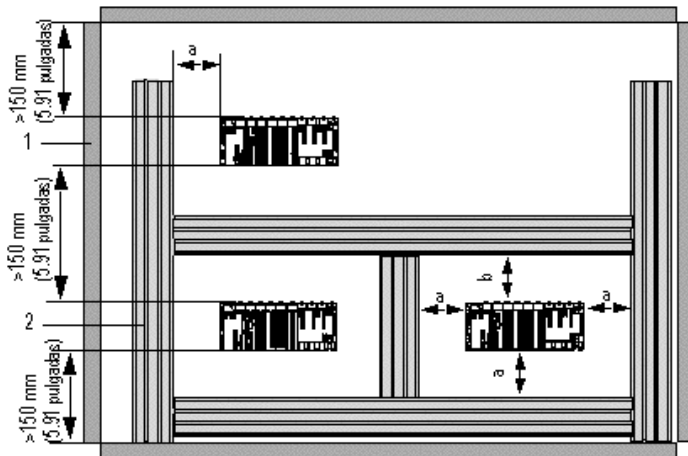
Warranty period	18 months
-----------------	-----------

Dimensions



Rack Installation in a Cabinet

Minimum Clearance



a Greater than or equal to 60 mm (2.36 in.)

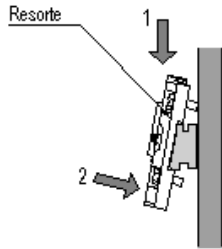
b Greater than or equal to 80 mm (3.15 in.)

1 Installation or casing

2 Wiring duct or tray

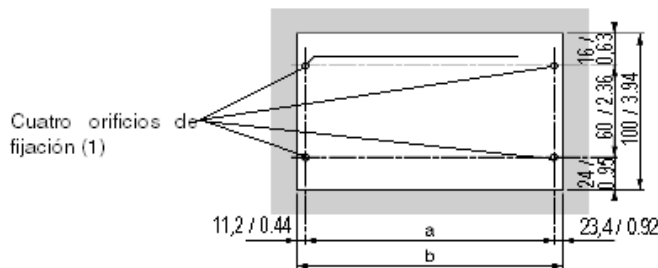
Mounting and Fastening the Racks

Mounting on 35 mm (1.38 in.) Wide and 15 mm (0.59 in.) Deep DIN Rails with Four HM6 Screws



Mounting on Panels

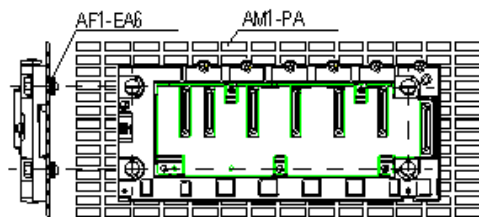
Dimensions in mm / in.



(1) The diameter of the fastening holes must allow use of M4, M5, M6 and UNC #6 screws.

Rack	a	b	Size of the rack and extension module
BMXXBP040 and BMXXBP0400H	207.8 mm (8.187 in.)	242.2 mm (9.543 in.)	243.4 mm (9.59 in.)
BMXXBP0600 and BMXXBP0600H	273 mm (10.756 in.)	307.6 mm (12.12 in.)	308.8 mm (12.167 in.)
BMXXBP0800 and BMXXBP0800H	338.2 mm (13.325 in.)	372.8 mm (14.69 in.)	374 mm (14.736 in.)
BMXXBP1200 and BMXXBP1200H	468.6 mm (18.463 in.)	503.2 mm (19.826 in.)	504.4 mm (19.873 in.)

Mounting on Telequick AM1-PA and AM3-PA Mounting Grids



Fasten the rack with four M4, M5, M6 or UNC #6 screws.