



Main

Range	Compact
Range of product	NSX400...630
Product or component type	Basic frame
Device short name	Compact NSX400H
Device application	Distribution
Circuit breaker name	Compact NSX400H
Poles description	3P
Network type	AC
Network frequency	50/60 Hz
[In] rated current	400 A at 40 °C
[Ui] rated insulation voltage	800 V AC 50/60 Hz conforming to IEC 60947-2
[Uimp] rated impulse withstand voltage	8 KV conforming to IEC 60947-2
[Ue] rated operational voltage	690 V AC 50/60 Hz conforming to IEC 60947-2
Breaking capacity code	H
Breaking capacity	85 KA at 240 V AC 50/60 Hz conforming to UL 508 65 KA at 480 V AC 50/60 Hz conforming to UL 508 100 KA Icu at 220/240 V AC 50/60 Hz conforming to IEC 60947-2 35 KA Icu at 525 V AC 50/60 Hz conforming to IEC 60947-2 50 KA Icu at 500 V AC 50/60 Hz conforming to IEC 60947-2 65 KA Icu at 440 V AC 50/60 Hz conforming to IEC 60947-2 70 KA Icu at 380/415 V AC 50/60 Hz conforming to IEC 60947-2 20 KA Icu at 660/690 V AC 50/60 Hz conforming to IEC 60947-2 20 KA at 600 V AC 50/60 Hz conforming to UL 508
[Ics] rated service breaking capacity	11 KA at 525 V AC 50/60 Hz conforming to IEC 60947-2 10 KA at 660/690 V AC 50/60 Hz conforming to IEC 60947-2 100 KA at 220/240 V AC 50/60 Hz conforming to IEC 60947-2 50 KA at 500 V AC 50/60 Hz conforming to IEC 60947-2 65 KA at 440 V AC 50/60 Hz conforming to IEC 60947-2 70 KA at 380/415 V AC 50/60 Hz conforming to IEC 60947-2
Suitability for isolation	Yes conforming to EN 60947-2 Yes conforming to IEC 60947-2
Utilisation category	Category A
Pollution degree	3 conforming to IEC 60947-1

The information provided in this documentation contains general descriptions and/or technical characteristics of the performance of the products contained herein. This documentation is not intended as a substitute for and is not to be used for determining suitability or reliability of these products for specific user applications. It is the duty of any such user or integrator to perform the appropriate and complete risk analysis, evaluation and testing of the products with respect to the relevant specific application or use thereof. Neither Schneider Electric Industries SAS nor any of its affiliates or subsidiaries shall be responsible or liable for misuse of the information contained herein.

Complementary

Control type	Toggle
Mounting mode	Fixed
Mounting support	Backplate
Upside connection	Front
Downside connection	Front
Protection type	Without protection
Mechanical durability	15000 Cycles conforming to IEC 60947-2
Electrical durability	12000 Cycles 440 V AC 50/60 Hz In/2 conforming to IEC 60947-2 3000 Cycles 690 V AC 50/60 Hz In conforming to IEC 60947-2 6000 Cycles 440 V AC 50/60 Hz In conforming to IEC 60947-2 6000 Cycles 690 V AC 50/60 Hz In/2 conforming to IEC 60947-2
Connection pitch	45 Mm
Height	255 Mm
Width	140 Mm
Depth	110 Mm






Environment

Standards	UL 508 EN 60947-2 IEC 60947-2
Product certifications	CSA UL
IP degree of protection	IP40 conforming to IEC 60529
IK degree of protection	IK07 conforming to IEC 62262
Ambient air temperature for operation	-35...70 °C
Ambient air temperature for storage	-55...85 °C

Packing Units

Unit Type of Package 1	PCE
Number of Units in Package 1	1
Package 1 Weight	4.443 Kg
Package 1 Height	15.2 Cm
Package 1 width	16 Cm
Package 1 Length	29.4 Cm
Unit Type of Package 2	P12
Number of Units in Package 2	36
Package 2 Weight	171.948 Kg
Package 2 Height	80 Cm
Package 2 width	80 Cm
Package 2 Length	120 Cm

Offer Sustainability

Sustainable offer status	Green Premium product
EU RoHS Directive	Compliant  EU RoHS Declaration
Mercury free	Yes
RoHS exemption information	 Yes
China RoHS Regulation	 China RoHS Declaration
Environmental Disclosure	 Product Environmental Profile
Circularity Profile	 End Of Life Information
WEEE	The product must be disposed on European Union markets following specific waste collection and never end up in rubbish bins

Contractual warranty

Warranty	18 months
----------	-----------

Product Life Status : **Commercialised**