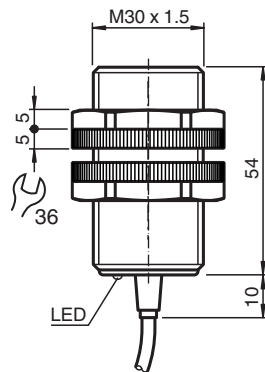


Inductive sensor NBB10-30GK50-E1-M

- 10 mm flush
- Extended temperature range
-40 ... +85 °C
- E1-Type approval
- Increased noise immunity 100 V/m
- With increased sealing, protection class
IP68 / IP69K
- Highly shock and vibration resistant



Dimensions



Technical Data

General specifications

Switching function		Normally closed (NC)
Output type		NPN
Rated operating distance	s_n	10 mm
Installation		flush
Output polarity		DC
Assured operating distance	s_a	0 ... 8.1 mm
Reduction factor r_{Al}		0.35
Reduction factor r_{Cu}		0.25
Reduction factor r_{304}		0.7
Reduction factor r_{Brass}		0.4
Output type		3-wire

Nominal ratings

Operating voltage	U_B	5 ... 60 V
Switching frequency	f	0 ... 800 Hz
Hysteresis	H	typ. 5 %
Reverse polarity protection		reverse polarity protected

Release date: 2020-12-10 Date of issue: 2020-12-10 Filename: 248875_eng.pdf

Refer to "General Notes Relating to Pepperl+Fuchs Product Information".

Pepperl+Fuchs Group
www.pepperl-fuchs.com

USA: +1 330 486 0001
fa-info@us.pepperl-fuchs.com

Germany: +49 621 776 1111
fa-info@de.pepperl-fuchs.com

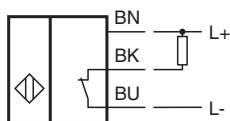
Singapore: +65 6779 9091
fa-info@sg.pepperl-fuchs.com

 PEPPERL+FUCHS

Technical Data

Short-circuit protection		pulsing
Inductive overvoltage protection		yes
Surge suppression		yes
Voltage drop	U_d	≤ 2 V
Rated insulation voltage	U_{BIS}	60 V
Operating current	I_L	0 ... 200 mA
Off-state current	I_r	0 ... 0.5 mA typ. 6 μ A at 25 °C
No-load supply current	I_0	≤ 7 mA
Time delay before availability	t_v	≤ 220 ms
Switching state indicator		LED, yellow
Functional safety related parameters		
MTTF _d		830.5 a
Mission Time (T _M)		20 a
Diagnostic Coverage (DC)		0 %
Compliance with standards and directives		
Standard conformity		
Standards		EN 60947-5-2:2007 IEC 60947-5-2:2007
Approvals and certificates		
UL approval		cULus Listed, General Purpose, Class 2 Power Source
CSA approval		cCSAus Listed, General Purpose, Class 2 Power Source
CCC approval		Certified by China Compulsory Certification (CCC)
E1 Type approval		10R-04
Ambient conditions		
Ambient temperature		-40 ... 85 °C (-40 ... 185 °F)
Storage temperature		-40 ... 85 °C (-40 ... 185 °F)
Mechanical specifications		
Connection type		cablE PUR , 2 m
Core cross-section		3 x 0.75 mm ²
Housing material		PBT
Sensing face		PBT
Degree of protection		IP68 / IP69K
Mass		156 g

Connection



Release date: 2020-12-10 Date of issue: 2020-12-10 Filename: 248875_eng.pdf

Refer to "General Notes Relating to Pepperl+Fuchs Product Information".

Pepperl+Fuchs Group
www.pepperl-fuchs.com

USA: +1 330 486 0001
fa-info@us.pepperl-fuchs.com

Germany: +49 621 776 1111
fa-info@de.pepperl-fuchs.com

Singapore: +65 6779 9091
fa-info@sg.pepperl-fuchs.com

 PEPPERL+FUCHS



Mounting

Interference immunity in accordance with
 DIN ISO 11452-2: 100 V/m
 Frequency band 20 MHz up to 2 GHz

Mains-borne interference in accordance with ISO
 7637-2: Pulse 1 2a 2b 3 a 3b 4 5
 Severity level III III III III III III III
 Failure criterion C A C A A A B

EN 61000-4-2: CD: 8 kV / AD: 15 kV
 Severity level IV IV
 EN 61000-4-3: 30 V/m (80...2500 MHz)
 Severity level IV
 EN 61000-4-4: 2 kV
 Severity level III
 EN 61000-4-6: 10 V (0.01...80 MHz)
 Severity level III
 EN 55011: Class A

Accessories

	BF 30	Mounting flange, 30 mm
	EXG-30	Quick mounting bracket with dead stop

Release date: 2020-12-10 Date of issue: 2020-12-10 Filename: 248875_eng.pdf