

# Inductive sensor

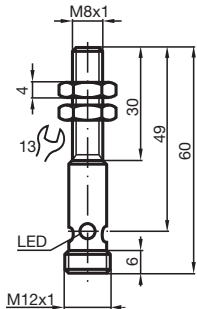
## NBB1,5-8GM30-E2-C-V1



- 1.5 mm flush
- Weld Immune



### Dimensions



### Technical Data

#### General specifications

Switching function		Normally open (NO)
Output type		PNP
Rated operating distance	$s_n$	1.5 mm
Installation		flush
Output polarity		DC
Assured operating distance	$s_a$	0 ... 1.215 mm
Reduction factor $r_{Al}$		0.3
Reduction factor $r_{Cu}$		0.25
Reduction factor $r_{304}$		0.65
Output type		3-wire

#### Nominal ratings

Operating voltage	$U_B$	10 ... 30 V DC
-------------------	-------	----------------

Release date: 2020-03-20 Date of issue: 2020-03-30 Filename: 086787\_eng.pdf

Refer to "General Notes Relating to Pepperl+Fuchs Product Information".

Pepperl+Fuchs Group  
www.pepperl-fuchs.com

USA: +1 330 486 0001  
fa-info@us.pepperl-fuchs.com

Germany: +49 621 776 1111  
fa-info@de.pepperl-fuchs.com

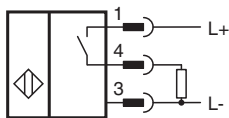
Singapore: +65 6779 9091  
fa-info@sg.pepperl-fuchs.com

**PF** PEPPERL+FUCHS

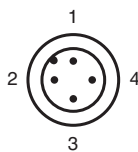
**Technical Data**

Switching frequency	f	0 ... 1800 Hz
Hysteresis	H	typ. 5 %
Reverse polarity protection		reverse polarity protected
Short-circuit protection		pulsing
Voltage drop	$U_d$	$\leq 3$ V
Operating current	$I_L$	0 ... 100 mA
No-load supply current	$I_0$	$\leq 20$ mA
Constant magnetic field	B	100 mT
Alternating magnetic field	B	100 mT
Switching state indicator		Multihole-LED, yellow
<b>Functional safety related parameters</b>		
MTTF <sub>d</sub>		2240 a
Mission Time (T <sub>M</sub> )		20 a
Diagnostic Coverage (DC)		0 %
<b>Compliance with standards and directives</b>		
Standard conformity		
Standards		EN 60947-5-2:2007 EN 60947-5-2/A1:2012 IEC 60947-5-2:2007 IEC 60947-5-2 AMD 1:2012
<b>Approvals and certificates</b>		
UL approval		cULus Listed, General Purpose
CSA approval		cCSAus Listed, General Purpose
CCC approval		CCC approval / marking not required for products rated $\leq 36$ V
<b>Ambient conditions</b>		
Ambient temperature		-25 ... 70 °C (-13 ... 158 °F)
<b>Mechanical specifications</b>		
Connection type		Connector plug M12 x 1 , 4-pin
Housing material		Brass, PTFE coated
Sensing face		PPS; Ryton R4
Degree of protection		IP67

**Connection**



**Connection Assignment**









Release date: 2020-03-20 Date of issue: 2020-03-30 Filename: 086787\_eng.pdf

Wire colors in accordance with EN 60947-5-2

1	BN	(brown)
2	WH	(white)
3	BU	(blue)
4	BK	(black)

## Accessories

	<b>BF 8</b>	Mounting flange, 8 mm
	<b>EXG-08</b>	Quick mounting bracket with dead stop
	<b>V1-G-2M-PUR</b>	Female cordset, M12, 4-pin, PUR cable
	<b>V1-W-2M-PUR</b>	Female cordset, M12, 4-pin, PUR cable
	<b>V1-G-OR2M-POC</b>	Female cordset single-ended M12 A-coded 4-pin, TPE cable welding-bead resistant orange
	<b>V1-W-OR2M-POC</b>	Female cordset single-ended M12 A-coded 4-pin, TPE cable welding-bead resistant orange

Release date: 2020-03-20 Date of issue: 2020-03-30 Filename: 086787\_eng.pdf

Refer to "General Notes Relating to Pepperl+Fuchs Product Information".

Pepperl+Fuchs Group  
www.pepperl-fuchs.com

USA: +1 330 486 0001  
fa-info@us.pepperl-fuchs.com

Germany: +49 621 776 1111  
fa-info@de.pepperl-fuchs.com

Singapore: +65 6779 9091  
fa-info@sg.pepperl-fuchs.com