


# Inductive sensor

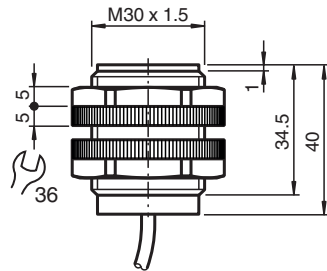
## NJ10-30GK-N



- 10 mm flush
- Usable up to SIL 2 acc. to IEC 61508



### Dimensions



### Technical Data

#### General specifications

Switching function		Normally closed (NC)
Output type		NAMUR
Rated operating distance	$s_n$	10 mm
Installation		flush
Assured operating distance	$s_a$	0 ... 8.1 mm
Reduction factor $r_{AI}$		0.4
Reduction factor $r_{Cu}$		0.3
Reduction factor $r_{304}$		0.85
Output type		2-wire

#### Nominal ratings

Nominal voltage	$U_o$	8.2 V ( $R_i$ approx. 1 k $\Omega$ )
Switching frequency	$f$	0 ... 300 Hz
Hysteresis	$H$	1 ... 10 typ. 5 %
Current consumption		
Measuring plate not detected		min. 3 mA

Release date: 2020-04-30 Date of issue: 2020-04-30 Filename: 106476\_eng.pdf

Refer to "General Notes Relating to Pepperl+Fuchs Product Information".

Pepperl+Fuchs Group  
www.pepperl-fuchs.com

USA: +1 330 486 0001  
fa-info@us.pepperl-fuchs.com

Germany: +49 621 776 1111  
fa-info@de.pepperl-fuchs.com

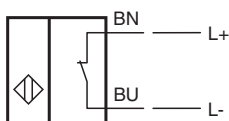
Singapore: +65 6779 9091  
fa-info@sg.pepperl-fuchs.com

**PF** PEPPERL+FUCHS


## Technical Data

Measuring plate detected	≤ 1 mA
<b>Functional safety related parameters</b>	
MTTF <sub>d</sub>	5070 a
Mission Time (T <sub>M</sub> )	20 a
Diagnostic Coverage (DC)	0 %
<b>Compliance with standards and directives</b>	
Standard conformity	
NAMUR	EN 60947-5-6:2000 IEC 60947-5-6:1999
Standards	EN 60947-5-2:2007 EN 60947-5-2/A1:2012 IEC 60947-5-2:2007 IEC 60947-5-2 AMD 1:2012
<b>Approvals and certificates</b>	
EAC conformity	TR CU 012/2011
FM approval	
Control drawing	116-0165
UL approval	cULus Listed, General Purpose
CSA approval	cCSAus Listed, General Purpose
CCC approval	CCC approval / marking not required for products rated ≤36 V
<b>Ambient conditions</b>	
Ambient temperature	-25 ... 100 °C (-13 ... 212 °F)
<b>Mechanical specifications</b>	
Connection type	cablc PVC , 2 m
Core cross-section	0.75 mm <sup>2</sup>
Housing material	PBT
Sensing face	PBT
Degree of protection	IP66 / IP68
Cable	
Cable diameter	6 mm ± 0.2 mm
Bending radius	> 10 x cable diameter
<b>General information</b>	
Use in the hazardous area	see instruction manuals

## Connection



## Accessories

	<b>BF 30</b>	Mounting flange, 30 mm
---	--------------	------------------------