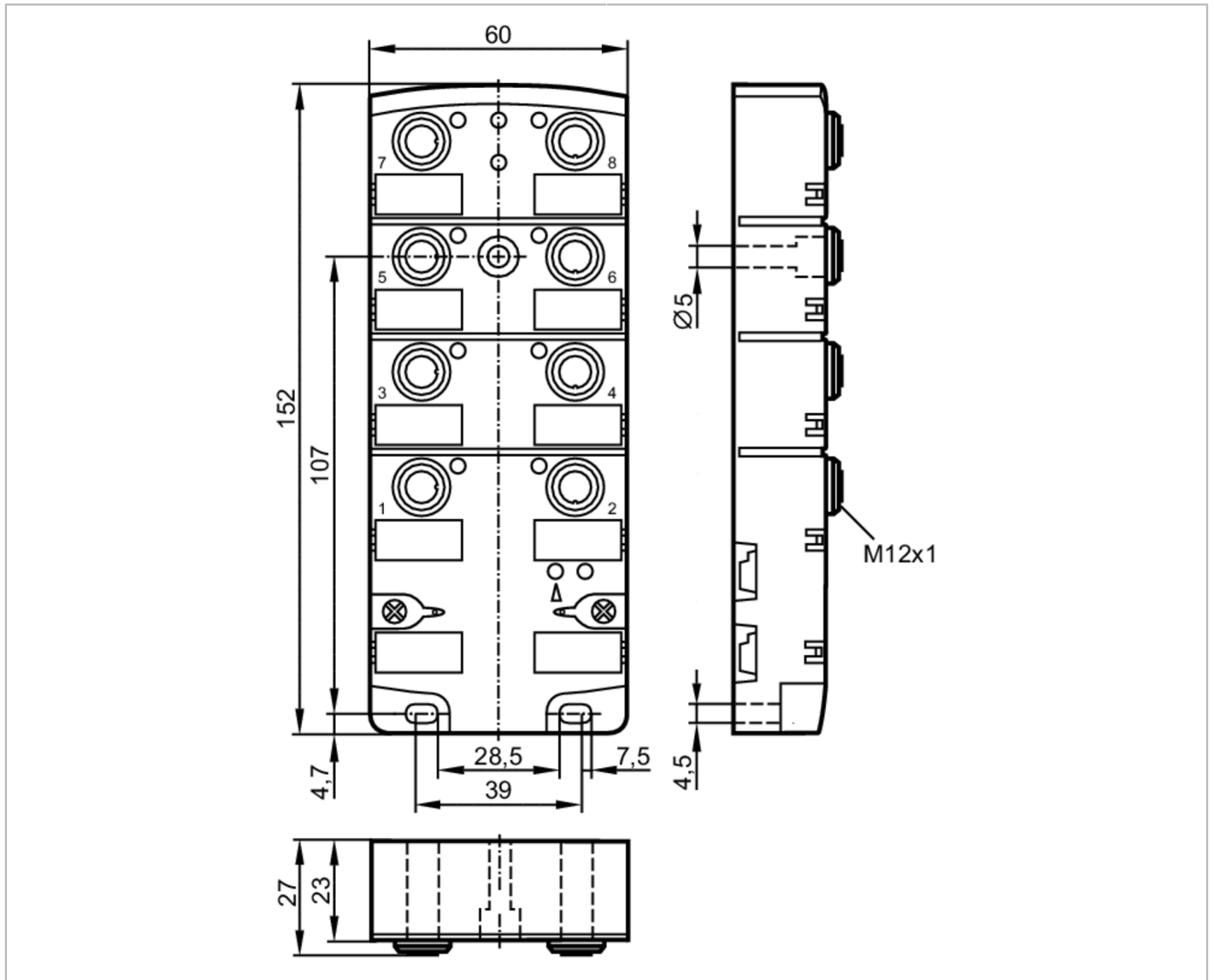


AC2452



AS-Interface CompactLine module

CompactModule 4DI 4DOT M12 V4A



Application

Application: field installation

Electrical data

Operating voltage	[V]	26.5...31.6 DC; ("supply class 2" to cULus)
Max. current consumption from AS-i	[mA]	250
Max. current load total	[A]	4
Additional voltage supply	[V]	10...30 DC; (AUX)
Integrated watchdog		yes

Inputs / outputs

Number of inputs and outputs: Number of digital inputs: 4; Number of digital outputs: 4



AS-Interface CompactLine module

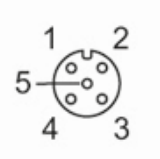
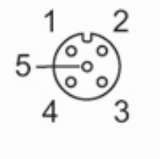
CompactModule 4DI 4DOT M12 V4A

Inputs					
Number of digital inputs	4				
Input circuit of digital inputs	PNP				
Sensor supply of the inputs	AS-i				
Voltage supply [V]	20...30				
Max. total current rating of inputs [mA]	200				
Input current limitation [mA]	15				
Input current High [mA]	6...10				
Input current Low [mA]	0...2				
Min. switching level high signal [V]	11				
Digital inputs protected against short circuits	yes				
Outputs					
Number of digital outputs	4				
Circuit	PNP				
Voltage range DC [V]	10...30; (AUX)				
Max. current load per output [mA]	2000; (utilisation category DC-13 (control of electromagnets): 20 W (IEC 60947-5-1))				
Short-circuit proof	yes				
Electrically separated	yes				
Operating conditions					
Ambient temperature [°C]	-25...80				
Protection	IP 67; (when flat cables are used E7400x / E7401x)				
Tests / approvals					
EMC	EN 50295				
MTTF [years]	193				
UL approval	Enclosure type Type 1				
AS-i classification					
AS-i addressing	IR addressing possible				
Extended addressing mode	no				
AS-i profile	S-7.0.E				
AS-i I/O configuration [hex]	7				
AS-i ID code [hex]	0.E				
AS-i certificate	46001				
Assignment of the data bits	data bit	D0	D1	D2	D3
	input	1	2	3	4
	socket	I-1	I-2	I-3	I-4
	pin	2+4	2+4	2+4	2+4
	Output	1	2	3	4
	socket	O-1	O-2	O-3	O-4
	pin	4	4	4	4



AS-Interface CompactLine module

CompactModule 4DI 4DOT M12 V4A

Mechanical data		
Weight [g]	374	
Type of mounting	AS-i flat cables directly connectable	
Materials	PA; socket: stainless steel (1.4404 / 316L); threaded inserts in the lower part: stainless steel (1.4404 / 316L); screws: stainless steel (1.4578 / 316Cu); piercing contacts: CuSn6 nickel-plated and tin-plated; O-ring EPDM	
Displays / operating elements		
Display	operation	LED, green
	errors	LED, red
	function	LED, yellow
Accessories		
Accessories (optional)	Stainless steel sleeve, for installation in case of high mechanical stress , E70402	
Remarks		
Remarks	Inputs and outputs must be electrically isolated.	
	Do not connect any of the following points to an external potential: I-, I+, I1, I2, I3, I4	
	The connections are electrically connected with the AS-i cable.	
Pack quantity	1 pcs.	
Electrical connection - Inputs		
Connector: M12		
		
Inputs		
1	Sensor supply L+	
2+4	data input 1 internally bridged	
3	Sensor supply L-	
5	functional earth	
Electrical connection - Outputs		
Connector: M12		
		

AC2452



AS-Interface CompactLine module

CompactModule 4DI 4DOT M12 V4A

	Outputs
3	external voltage AUX -
4	switching output
5	functional earth (FE)
1, 2	not used