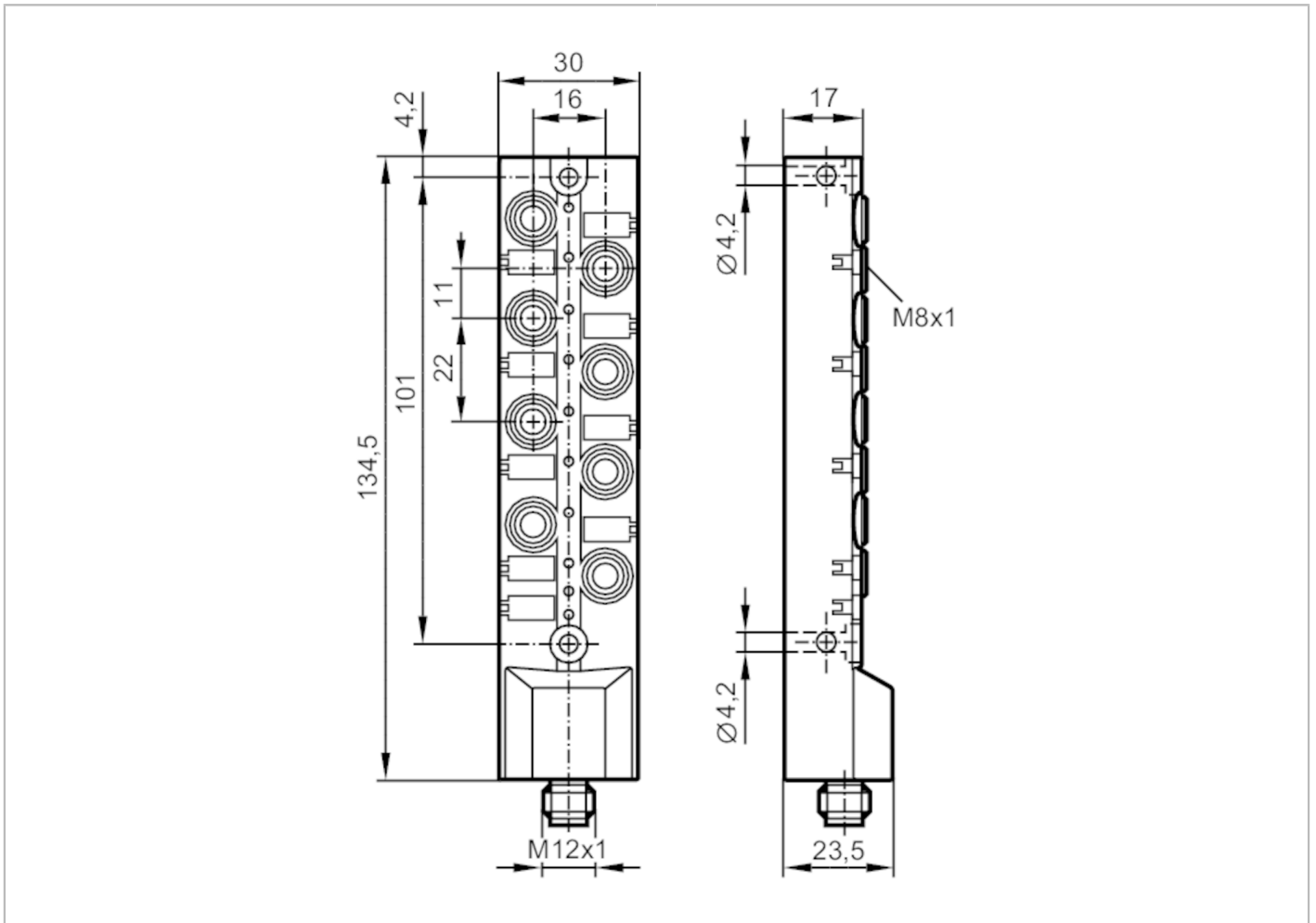


AC2488



AS-Interface CompactLine module

CompactM8 8DI



Application

Design	only for operation with AS-i masters with the profile M4
Application	field installation

Electrical data

Operating voltage [V]	26.5...31.6 DC; ("supply class 2" to cULus)
Max. current consumption from AS-i [mA]	250

Inputs / outputs

Number of inputs and outputs	Number of digital inputs: 8
------------------------------	-----------------------------



AS-Interface CompactLine module

CompactM8 8DI

Inputs							
Number of digital inputs	8						
Input circuit of digital inputs	PNP						
Sensor supply of the inputs	AS-i						
Voltage supply [V]	18...30						
Max. total current rating of inputs [mA]	180						
Min. switching level high signal [V]	11						
Digital inputs protected against short circuits	yes						
Operating conditions							
Ambient temperature [°C]	-25...60						
Protection	IP 65; IP 67; IP 68						
Tests / approvals							
EMC	EN 50295						
UL approval	Enclosure type Type 1						
AS-i classification							
AS-i version	3.0						
Extended addressing mode	yes						
AS-i profile	S-7.A.A						
AS-i I/O configuration [hex]	7						
AS-i ID code [hex]	A.A						
AS-i certificate	100701						
Assignment of the parameter bits	parameter bit	Designation					
	P0	not used					
	P1	peripheral fault indication	: 1	activated	/ 0	deactivated	
	P2	not used					
	P3	not used					
Mechanical data							
Weight [g]	150.5						
Type of mounting	backplane mounting						
Dimensions [mm]	134.5 x 30 x 23.5						
Materials	PBT						
Displays / operating elements							
Display	switching status	LED, yellow					
	operation	LED, green					
	errors	LED, red					

AC2488



AS-Interface CompactLine module

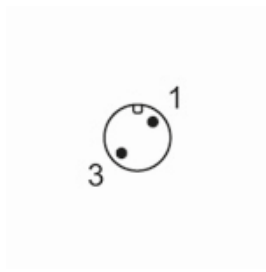
CompactM8 8DI

Accessories	
Items supplied	Label tags
	Protective caps: 2
Accessories (optional)	Protective cap: M8, E73005
	Flat cable insulation displacement connector: 1 m, round cable, E70583
	Flat cable insulation displacement connector: M12, E70096
	DIN rail adapter, E73007

Remarks	
Pack quantity	1 pcs.

Electrical connection - AS-i

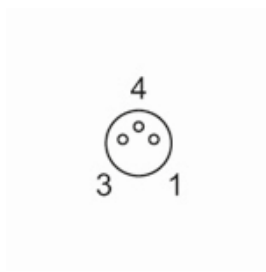
Connector: 1 x M12



1	AS-i +
3	AS-i -

Electrical connection - Inputs

Connector: 8 x M8



Inputs	
1	Sensor supply L+
3	Sensor supply L-
4	data input