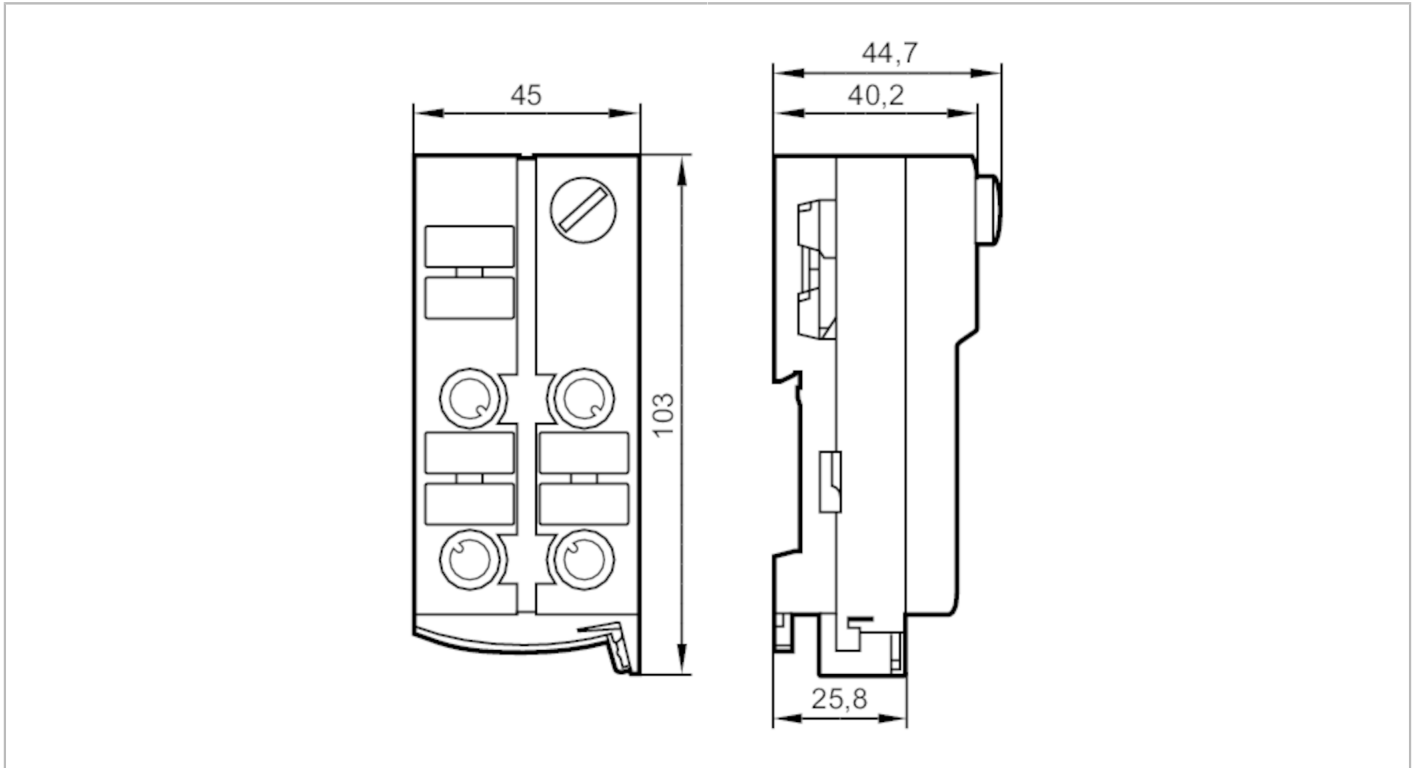


AC514A



AS-Interface ClassicLine module with quick mounting technology

ClassicL 2DO-Y 2DI-Y II 3D




Application	
Application	AS-i ATEX module
Electrical data	
Operating voltage [V]	26.5...31.6 DC
Max. current consumption from AS-i [mA]	150
Max. current load total [A]	2
Integrated watchdog	yes
Inputs / outputs	
Number of inputs and outputs	Number of digital inputs: 2; Number of digital outputs: 2
Inputs	
Number of digital inputs	2
Input circuit of digital inputs	PNP
Sensor supply of the inputs	AS-i
Voltage supply [V]	18...30; (via flat cable)
Max. total current rating of inputs [mA]	100
Input current High [mA]	6...10
Input current low [mA]	0...2
Min. switching level high signal [V]	11
Digital inputs protected against short circuits	yes

AC514A



AS-Interface ClassicLine module with quick mounting technology

ClassicL 2DO-Y 2DI-Y II 3D

Outputs																																				
Number of digital outputs	2																																			
Circuit	PNP																																			
Voltage range DC [V]	15...30; (to PELV; via flat cable)																																			
Max. current load per output [mA]	1000; (utilization category DC-13 (control of electromagnets): 20 W (IEC 60947-5-1))																																			
Short-circuit proof	yes																																			
Electrically separated	yes																																			
Operating conditions																																				
Ambient temperature [°C]	-10...50																																			
Protection	IP 50																																			
Tests / approvals																																				
ATEX marking	 II 3D Ex tc IIIB T80°C Dc X IP50																																			
EMC	EN 50295																																			
	IEC 61000-6-2																																			
MTTF [years]	192																																			
AS-i classification																																				
AS-i version	2.11; 3.0																																			
AS-i addressing	Addressing socket																																			
Extended addressing mode	yes																																			
AS-i profile	S-B.A.E																																			
AS-i I/O configuration [hex]	B																																			
AS-i ID code [hex]	A.E																																			
AS-i certificate pending	yes																																			
Data bits	<table border="1"> <thead> <tr> <th>Data bit</th> <th>D0</th> <th>D1</th> <th>D2</th> <th>D3</th> </tr> </thead> <tbody> <tr> <td>Input</td> <td>-</td> <td>-</td> <td>3</td> <td>4</td> </tr> <tr> <td>Socket</td> <td>-</td> <td>-</td> <td>I-3/4</td> <td>I-3/4 I-4</td> </tr> <tr> <td>Pin</td> <td>-</td> <td>-</td> <td>4</td> <td>2 4</td> </tr> <tr> <td>Output</td> <td>1</td> <td>2</td> <td>-</td> <td>-</td> </tr> <tr> <td>Socket</td> <td>O-1/2</td> <td>O-1/2 / O-2</td> <td>-</td> <td>-</td> </tr> <tr> <td>Pin</td> <td>4</td> <td>2 4</td> <td>-</td> <td>-</td> </tr> </tbody> </table>	Data bit	D0	D1	D2	D3	Input	-	-	3	4	Socket	-	-	I-3/4	I-3/4 I-4	Pin	-	-	4	2 4	Output	1	2	-	-	Socket	O-1/2	O-1/2 / O-2	-	-	Pin	4	2 4	-	-
	Data bit	D0	D1	D2	D3																															
	Input	-	-	3	4																															
	Socket	-	-	I-3/4	I-3/4 I-4																															
	Pin	-	-	4	2 4																															
	Output	1	2	-	-																															
	Socket	O-1/2	O-1/2 / O-2	-	-																															
Pin	4	2 4	-	-																																
Mechanical data																																				
Weight [g]	239.5																																			
Type of mounting	AS-i flat cable connection																																			
Material	PA; Piercing contacts: CuSn6 nickel-plated and tin-plated																																			
Displays / operating elements																																				
Display	Power	LED, green																																		
	errors	LED, red																																		
	Function	LED, yellow																																		
Electrical connection																																				
AS-i bus connection	Flachkabel																																			
Accessories																																				
Items supplied	lower part																																			
Accessories (optional)	Protective cap: M12, E73004																																			
	impact protection housing:, E7000A																																			

AC514A



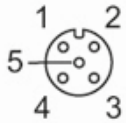
AS-Interface ClassicLine module with quick mounting technology

ClassicL 2DO-Y 2DI-Y II 3D

Remarks	
Remarks	Mechanical protection has to be implemented.
	Otherwise the unit must be installed together with the impact protection housing (E7000A).
	Do not connect any of the following points to an external potential: I-, I+, I-3/4, I-4
	The connections are electrically connected with the AS-i cable.
	Inputs and outputs must be electrically isolated.
Pack quantity	1 pcs.

Electrical connection

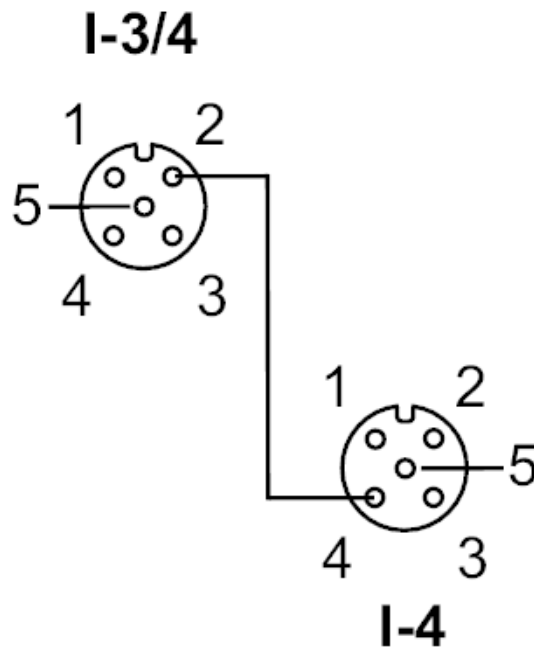
quick mounting technology for AS-i flat cable: ; three selectable directions



Connection

Electrical connection - Inputs

Connection



Connector: M12

AC514A



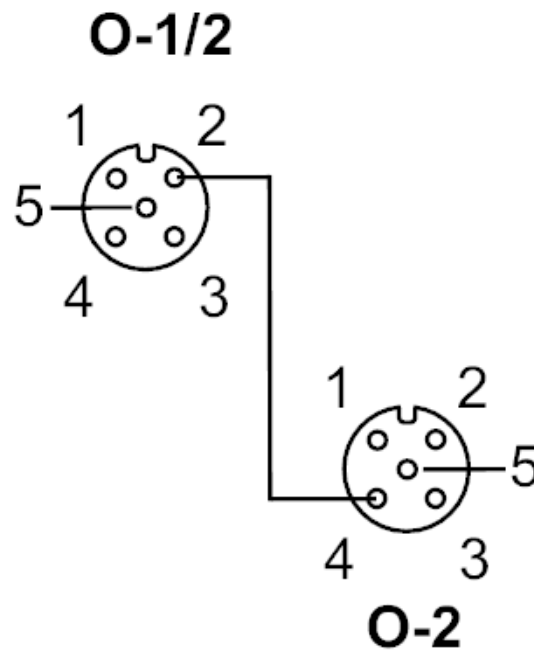
AS-Interface ClassicLine module with quick mounting technology

ClassicL 2DO-Y 2DI-Y II 3D

	Inputs
	Socket I-3/4
1	Sensor supply L+
2	Data input 4
3	voltage supply L-
4	Data input 3
5	not used
	Socket I-4
1	Sensor supply L+
2	not used
3	Sensor supply L-
4	Data input 4
5	not used

Electrical connection - Outputs

Connection



Connector: M12

AC514A



AS-Interface ClassicLine module with quick mounting technology

ClassicL 2DO-Y 2DI-Y II 3D

	Outputs
	Socket O-1/2
1	not used
2	Switching output 2
3	External voltage AUX -
4	Switching output 1
5	not used
	Socket O-2
1	not used
2	not used
3	External voltage AUX -
4	Switching output 2
5	not used