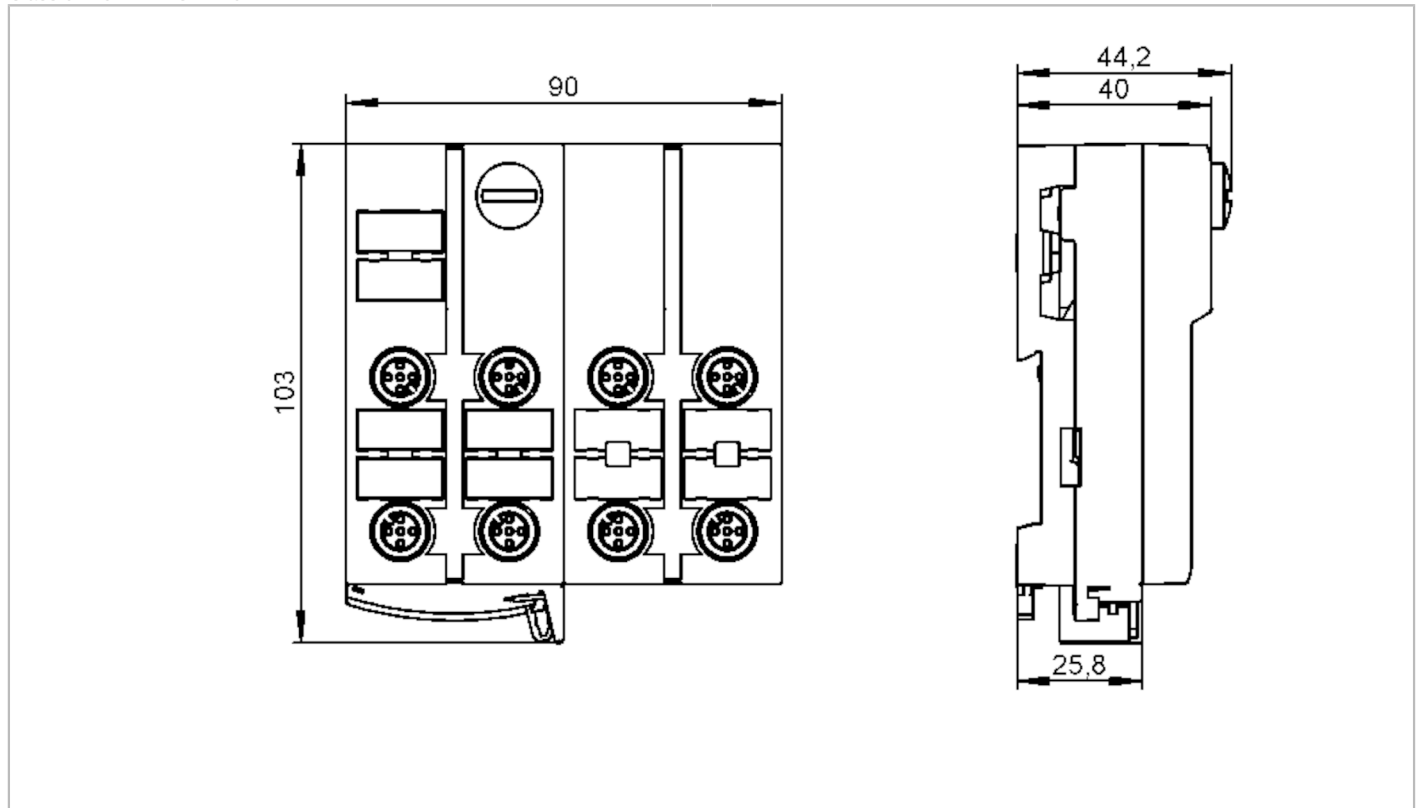


# AC5209



## AS-Interface ClassicLine module with quick mounting technology

ClassicLine 4DI 4DO-Y IP67



Application	
Application	field installation
Electrical data	
Operating voltage [V]	26.5...31.6 DC; ("supply class 2" to cULus)
Max. current consumption from AS-i [mA]	250
Max. current load total [A]	2
Integrated watchdog	yes
Inputs / outputs	
Number of inputs and outputs	Number of digital inputs: 4; Number of digital outputs: 4
Inputs	
Number of digital inputs	4
Input circuit of digital inputs	PNP
Sensor supply of the inputs	AS-i
Voltage supply [V]	18...30; (via flat cable)
Max. total current rating of inputs [mA]	200
Input current High [mA]	6...10
Input current Low [mA]	0...2
Min. switching level high signal [V]	11
Digital inputs protected against short circuits	yes



## AS-Interface ClassicLine module with quick mounting technology

ClassicLine 4DI 4DO-Y IP67

Outputs					
Number of digital outputs	4				
Circuit	PNP				
Voltage range DC [V]	15...30; (to PELV; via flat cable)				
Max. current load per output [mA]	1000; (utilisation category DC-13 (control of electromagnets): 20 W (IEC 60947-5-1))				
Short-circuit proof	yes				
Electrically separated	yes				
Actuator supply outputs	AUX				
Operating conditions					
Ambient temperature [°C]	-25...70				
Protection	IP 67				
Tests / approvals					
EMC	EN 50295				
	IEC 61000-6-2				
MTTF [years]	155				
AS-i classification					
AS-i version	2.11; 3.0				
AS-i addressing	addressing socket				
Extended addressing mode	no				
AS-i profile	S-7.0.E				
AS-i I/O configuration [hex]	7				
AS-i ID code [hex]	0.E				
AS-i certificate pending	yes				
Assignment of the data bits	data bit	D0	D1	D2	D3
	input	1	2	3	4
	socket	I-1	I-2	I-3	I-4
	pin	2+4	2+4	2+4	2+4
	Output	1	2	3	4
	socket	O-1/2	O-1/2 O2	O-3/4	O-3/4 O-4
	pin	4	2 4	4	2 4
Mechanical data					
Weight [g]	308				
Type of mounting	AS-i flat cables directly connectable				
Materials	PA; piercing contacts: CuSn6 nickel-plated and tin-plated				
Displays / operating elements					
Display	operation	LED, green			
	errors	LED, red			
	function	LED, yellow			
Electrical connection					
AS-i bus connection	Flachkabel				
Accessories					
Items supplied	lower part				
Accessories (optional)	Protective cap: M12, E73004				



## AS-Interface ClassicLine module with quick mounting technology

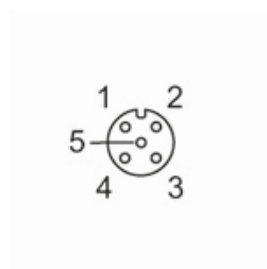
ClassicLine 4DI 4DO-Y IP67

Remarks	
Remarks	Inputs and outputs must be electrically isolated. Do not connect any of the following points to an external potential: I-, I+, I1, I2, I3, I4
Pack quantity	The connections are electrically connected with the AS-i cable. 1 pcs.

**Electrical connection**  
quick mounting technology for AS-i flat cable: ; three orientations possible

### Electrical connection - Inputs

Connector: M12



	Inputs
1	Sensor supply L+
2+4	data input internally bridged
3	Sensor supply L-
5	not used

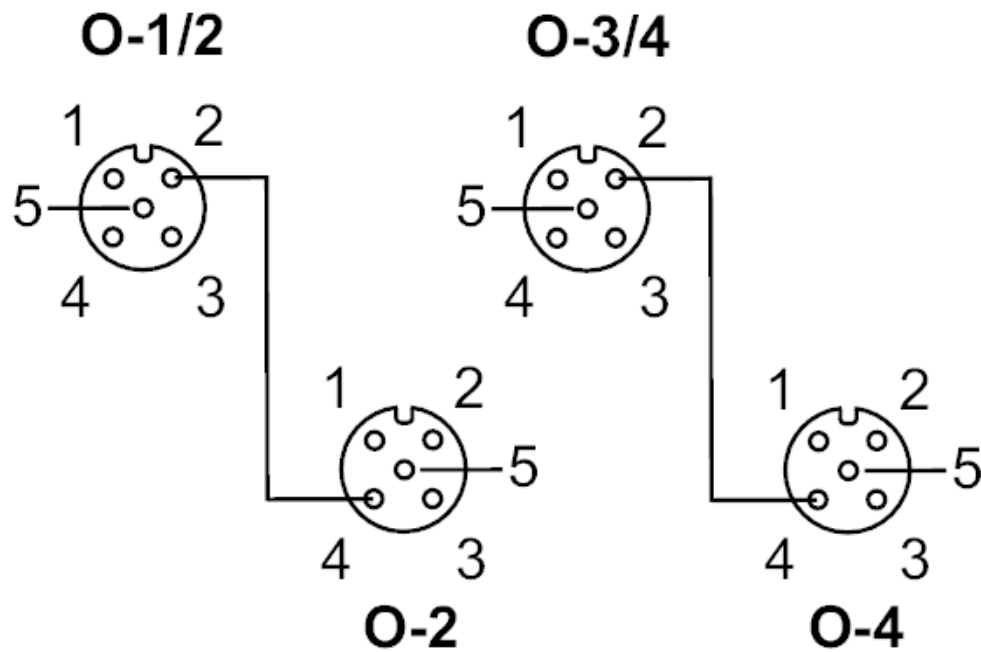


## AS-Interface ClassicLine module with quick mounting technology

ClassicLine 4DI 4DO-Y IP67

### Electrical connection - Outputs

#### Connection



Connector: M12



## AS-Interface ClassicLine module with quick mounting technology

ClassicLine 4DI 4DO-Y IP67

	Outputs
	socket O-1/2
1	not used
2	switching output 2
3	external voltage AUX -
4	switching output 1
5	not used
	socket O-2
1	not used
2	not used
3	external voltage AUX -
4	switching output 2
5	not used
	socket O-3/4
1	not used
2	switching output 4
3	external voltage AUX -
4	switching output 3
5	not used
	socket O-4
1	not used
2	not used
3	external voltage AUX -
4	switching output 4