

# AL1000



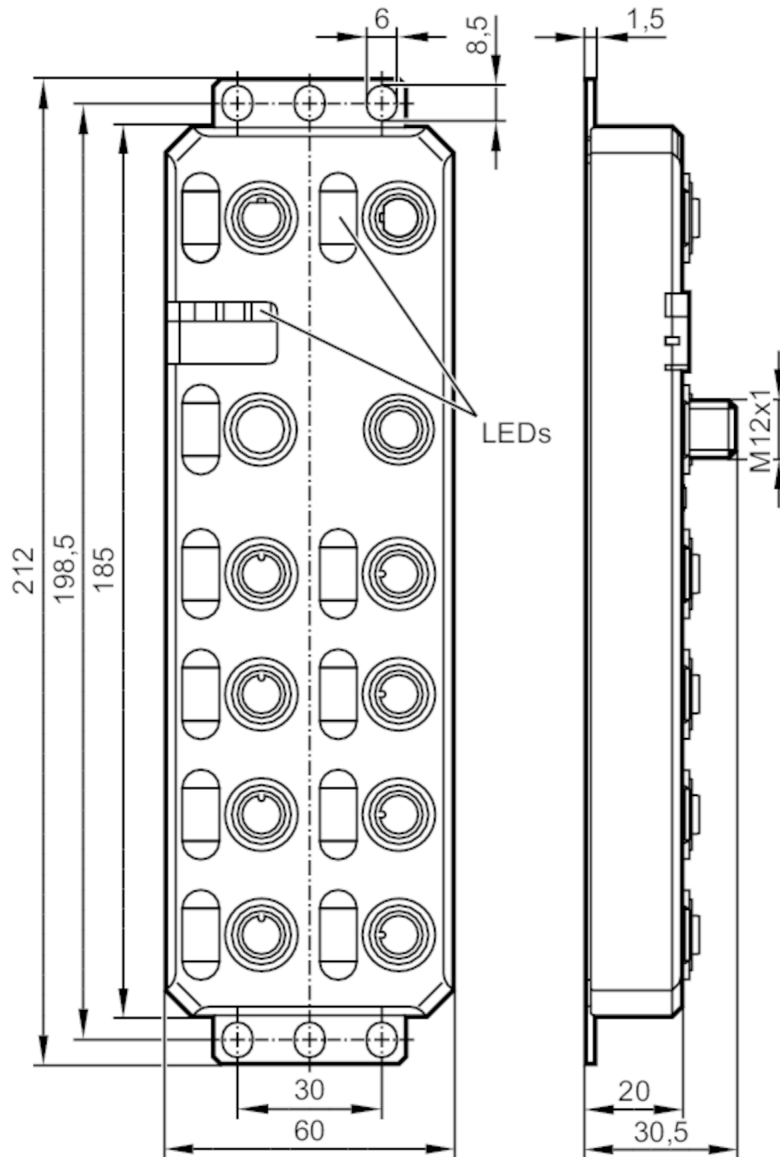
## IO-Link master with PROFINET interface

IO-Link Master PL PN 8P IP67

discontinued article

Alternative articles: AL1202

When selecting an alternative article and accessories please note that technical data may differ!



### Application

Application

I/O modules for field applications

Daisy-chain function

voltage supply; fieldbus interface



## IO-Link master with PROFINET interface

IO-Link Master PL PN 8P IP67

Electrical data		
Operating voltage	[V]	19...31.2 DC; (US)
Protection class		III
Additional voltage supply	[V]	19...31.2 DC; (UA)
Actuator supply UA		
Current rating per port	[A]	1.6
Sensor supply US		
Current rating per port	[A]	0.2
Inputs / outputs		
Total number of inputs and outputs		12; (configurable)
Number of inputs and outputs		Number of digital inputs: 12; Number of digital outputs: 8
Inputs		
Number of digital inputs		12; (IO-Link Port Class A: 4 x 2; IO-Link Port Class B: 4 x 1)
Switching level high	[V]	15...30
Switching level low	[V]	-3...5
Digital inputs protected against short circuits		yes
Outputs		
Number of digital outputs		8; (IO-Link Port Class A: 4 x 1; IO-Link Port Class B: 4 x 1)
Max. current load per output	[mA]	200
Short-circuit proof		yes
Actuator supply outputs		24 V DC
Interfaces		
Communication interface		Ethernet; IO-Link
Ethernet		
Protocol		PROFINET
IO-Link Master		
Transmission type		COM1 (4,8 kBaud); COM2 (38,4 kBaud); COM3 (230,4 kBaud)
IO-Link revision		1.1
Number of ports class A		4
Number of ports class B		4
Operating conditions		
Ambient temperature	[°C]	-25...60
Storage temperature	[°C]	-25...85
Max. relative air humidity	[%]	95
Protection		IP 65; IP 67

# AL1000



## IO-Link master with PROFINET interface

IO-Link Master PL PN 8P IP67

Tests / approvals		
EMC	EN 61000-6-2	
	EN 61000-4-2 ESD	6 kV contact discharge / 8 kV air discharge
	EN 61000-4-3	
	EN 61000-4-4	
	EN 61000-4-5	
	EN 61000-4-6	
Shock resistance	EN 60068-2-27	30 g 11 ms
Vibration resistance	EN 60068-2-6	5 g

Mechanical data		
Weight	[g]	574
Materials	housing: PA; socket: brass nickel-plated	
Sealing material	FKM / FKM / FKM	

Remarks		
Remarks	For further information please see the operating instructions.	
Pack quantity	1 pcs.	

### Electrical connection - Ethernet

Connector: M12; Sealing: FKM

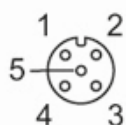


### IN / OUT X21, X22

1	TX +
2	RX +
3	TX -
4	RX -
5	not used

### Electrical connection - Process connection

Connector: M12; Sealing: FKM





## IO-Link master with PROFINET interface

IO-Link Master PL PN 8P IP67

### IO-Link Port Class A X01...X04

1	Sensor supply (US) L+
2	digital input
3	Sensor supply (US) L-
4	C/Q IO-Link
5	not used

### IO-Link Port Class B X05...X08

1	Sensor supply (US) L +
2	actuator supply (UA) L+
3	Sensor supply (US) L-
4	C/Q IO-Link
5	actuator supply (UA) L-

### Electrical connection - voltage supply IN

Connector: M12

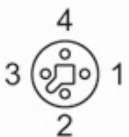


### X31

1	+ 24 V DC (US) brown
2	GND (UA) white
3	GND (US) blue
4	+ 24 V DC (UA) black

### Electrical connection - voltage supply OUT

Connector: M12; Sealing: FKM



### X32

1	+ 24 V DC (US) brown
2	GND (UA) white
3	GND (US) blue
4	+ 24 V DC (UA) black